



*Law Enforcement is from Mars and
School Administrators are from Venus:
A Lighthearted, but Meaningful Look at the Recipe for
a Successful School-Law Enforcement Partnership*

**JULY 29, 2024
HAMPTON CONVENTION CENTER, HAMPTON, VIRGINIA**



WELCOME!

- **Thank you for being here**
- **Please check in at the registration desk**
- **Enjoy some coffee and light refreshments**



We appreciate our Forum partners!

Thank you to Dr. Jeremy Raley, Joseph Wharff and Doranda Scott, Dana Schrad, Craig Branch, Amy Griffin, Dr. Scott Brabrand, John Jones, and Gina Patterson!

10:00 a.m. Welcome & Opening



Jeremy Raley, Ed.D.,
Chief of Staff, Virginia
Department of
Education



**Jackson
Miller,** Director,
Department of Criminal
Justice Services

Special Thanks to Our Facilitator

**Stewart D. Roberson,
Ed.D.**

Superintendent Emeritus,
Hanover County Public
Schools and

Chairman of the Board,
Moseley Architects



Keynote Speakers

10:30 - 11:15 a.m.

Law Enforcement is From Mars, School Administrators are from Venus: Merging the Two Worlds

Heather Calvert, Ed.D., Principal,
Kansas City Public Schools

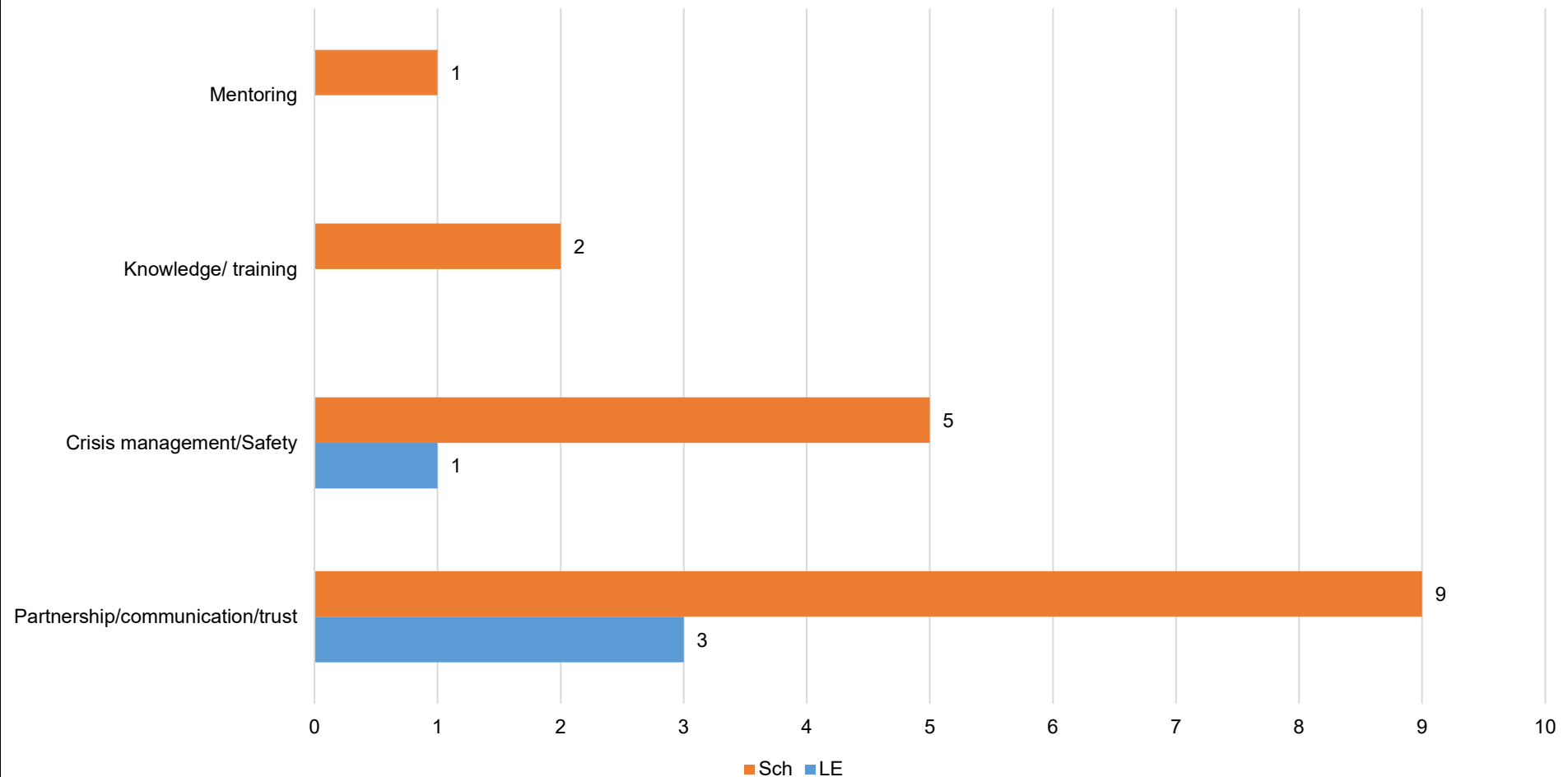
John Calvert, Director of School
Safety, Kansas State Department of
Education and Part-Time Law
Enforcement Officer



Participant Survey Results

What is the best thing about the School-Law Enforcement Partnership?

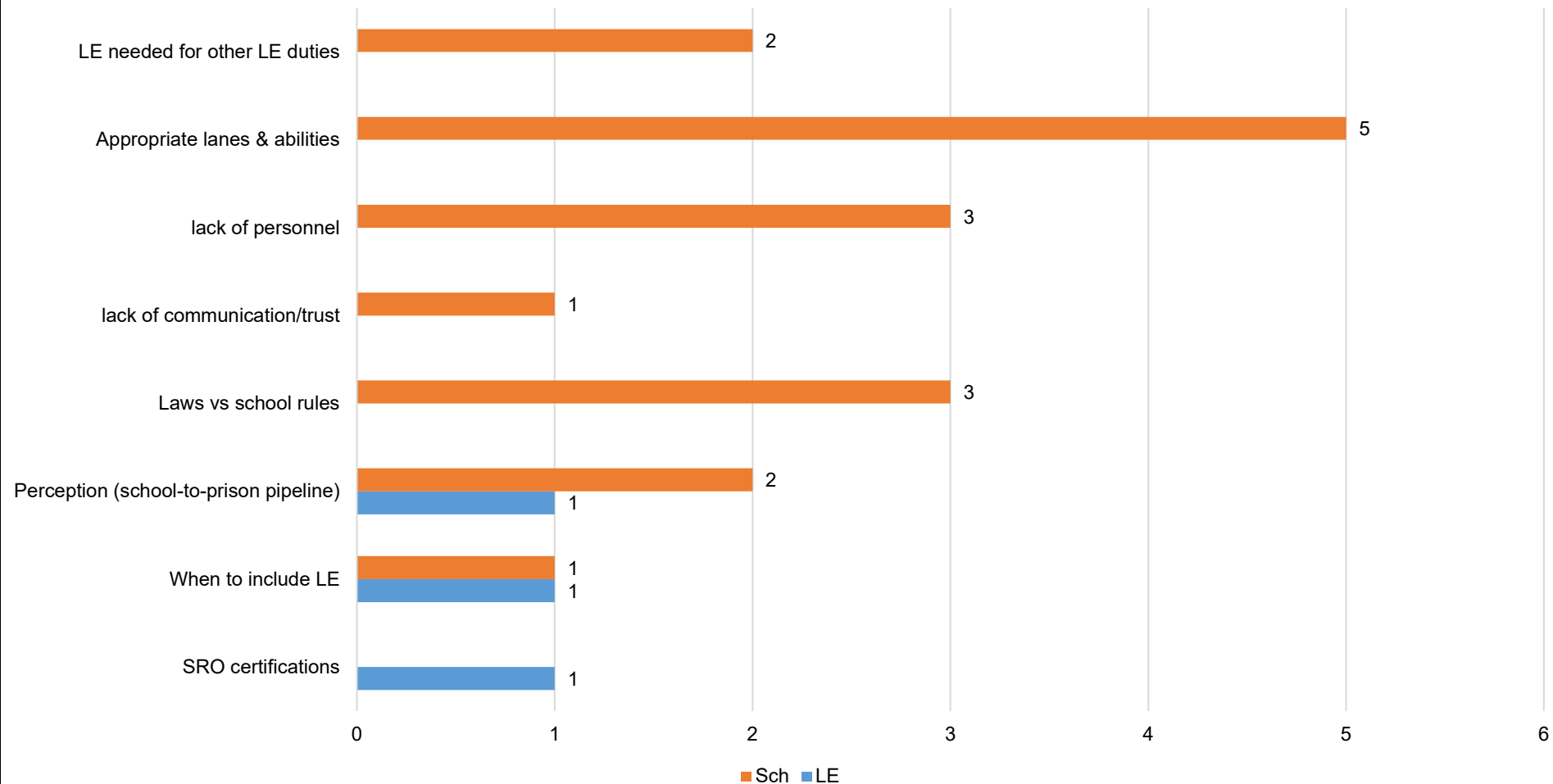
(LE-5 responses, School-21 responses)



Participant Survey Results

What is the biggest challenge in the School-Law Enforcement Partnership?

(LE-5 responses, School-21 responses)



Avoiding Pitfalls on the Road to Enhanced School Safety: A Legislation Overview

**Keynote
Speaker**
11:15 –
11:45 a.m.



James Christian, Ed.D.,
Manager, Virginia Center for
School and Campus
Safety, Department of Criminal
Justice Services



Code of Virginia § 9.1-184 VCSCS is mandated to:



- Develop, in conjunction with the Virginia Department of State Police, the Virginia Department of Behavioral Health and Developmental Services, and the Virginia Department of Education, a model critical incident response training program.
- **Provide schools with a model policy for the establishment of threat assessment teams.**
- Develop a model MOU for local school boards and local law enforcement agencies regarding the use of school resource officers.
- **Designate an employee of VCSCS as the school personnel safety official for the Commonwealth of Virginia.**



Code of Virginia § 9.1-184 VCSCS is mandated to:



- Encourage the development of partnerships.
- Provide technical assistance to Virginia school divisions in the development and implementation of initiatives promoting school safety.
- Develop an MOU between the Director of the Virginia Department of Criminal Justice Services (DCJS) and the Superintendent of Public Instruction.
- Provide training for and certification of school security officers.
- Develop, in conjunction with the Virginia Department of State Police, the Virginia Department of Behavioral Health and Developmental Services, and the Virginia Department of Education, a model critical incident response training program.



Code of Virginia § 9.1-184 VCSCS is mandated to:



- Provide antibullying and aberrant behavior training.
- Serve as a resource and referral center for Virginia school divisions.
- Maintain and disseminate information on effective school safety initiatives.
- Develop a case management tool for the collection and reporting of data by threat assessment teams.
- Collect, analyze, and disseminate various Virginia school safety data.

LUNCH

(provided)

11:45 – 12:30 p.m.

Hot Button Issues in School Safety: Panel Discussion

12:30 –
1:30 p.m.

FACILITATOR:

Stewart D. Roberson, Ed.D., Superintendent Emeritus, Hanover County Public Schools, Chair of the Board, Moseley Architects, and Forum Facilitator

PANEL MEMBERS:

Douglas Brown, Member, Virginia School Boards Association Board of Directors and School Board Member, Newport News

Scott Brabrand, Ed.D., Executive Director, Virginia Association of School Superintendents

Sarah Calveric, Ed.D., Superintendent, Caroline County Public Schools

Shahram Fard, Chief, Falls Church Police Department
John Jones, Executive Director, Virginia Sheriff's Association

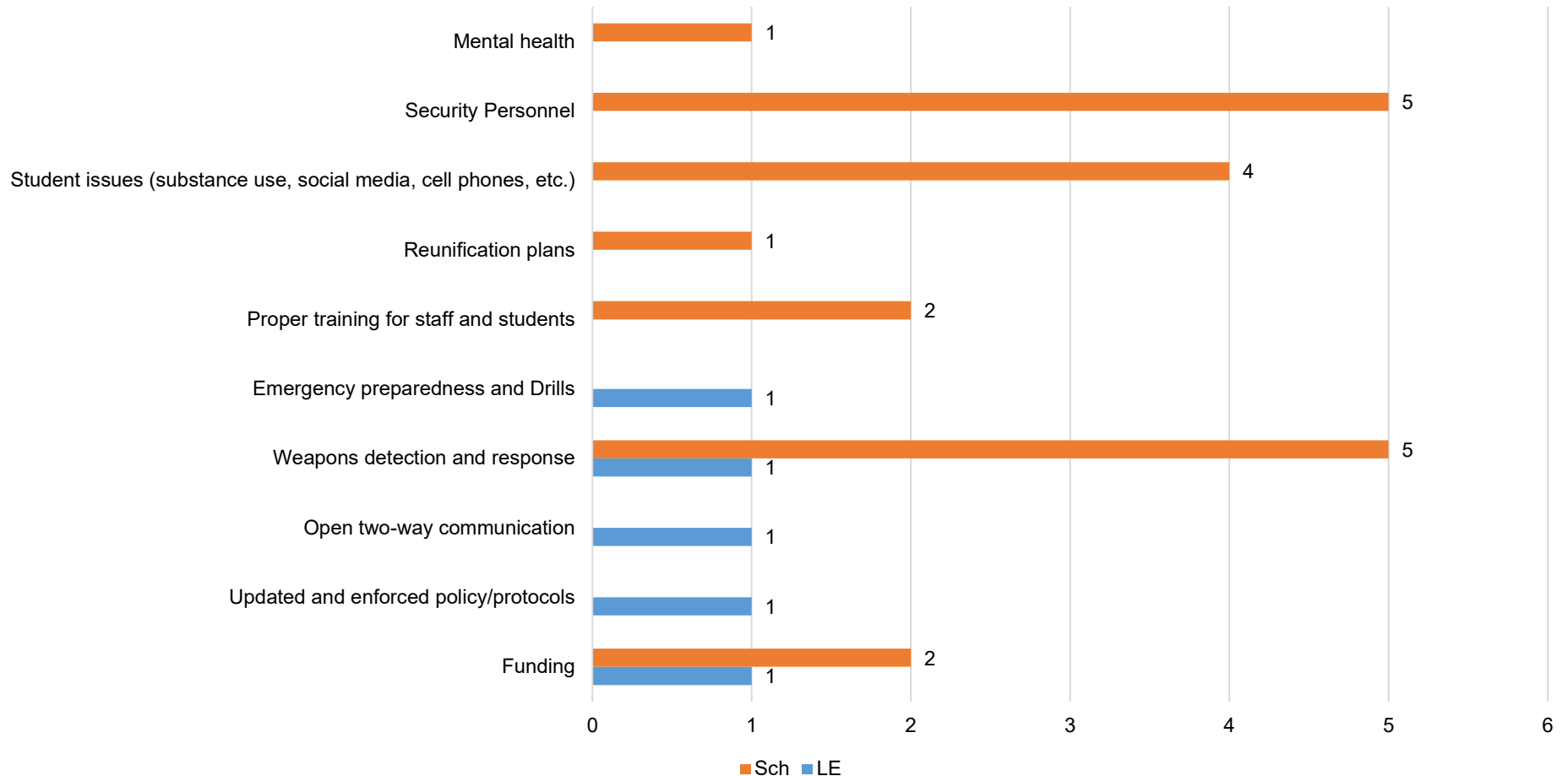
John Jones, Executive Director, Virginia Sheriff's Association

Dana Schrad, Executive Director, Virginia Association of Chiefs of Police

Participant Survey Results

What is the biggest school safety need or issue?

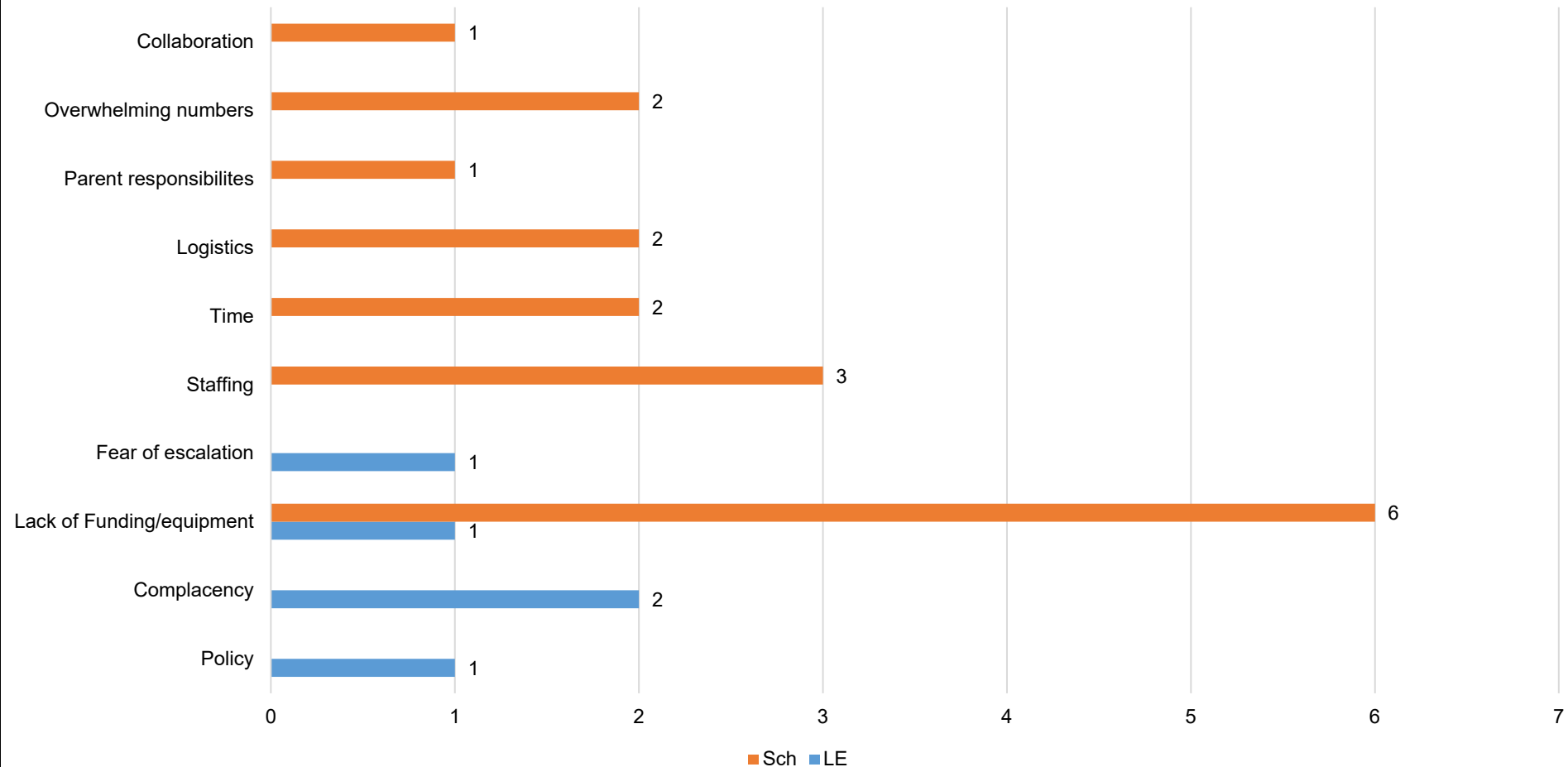
(LE-5 responses, School-21 responses)



Participant Survey Results

What is the biggest hindrance to meeting this need?

(LE-5 responses, School-21 responses)

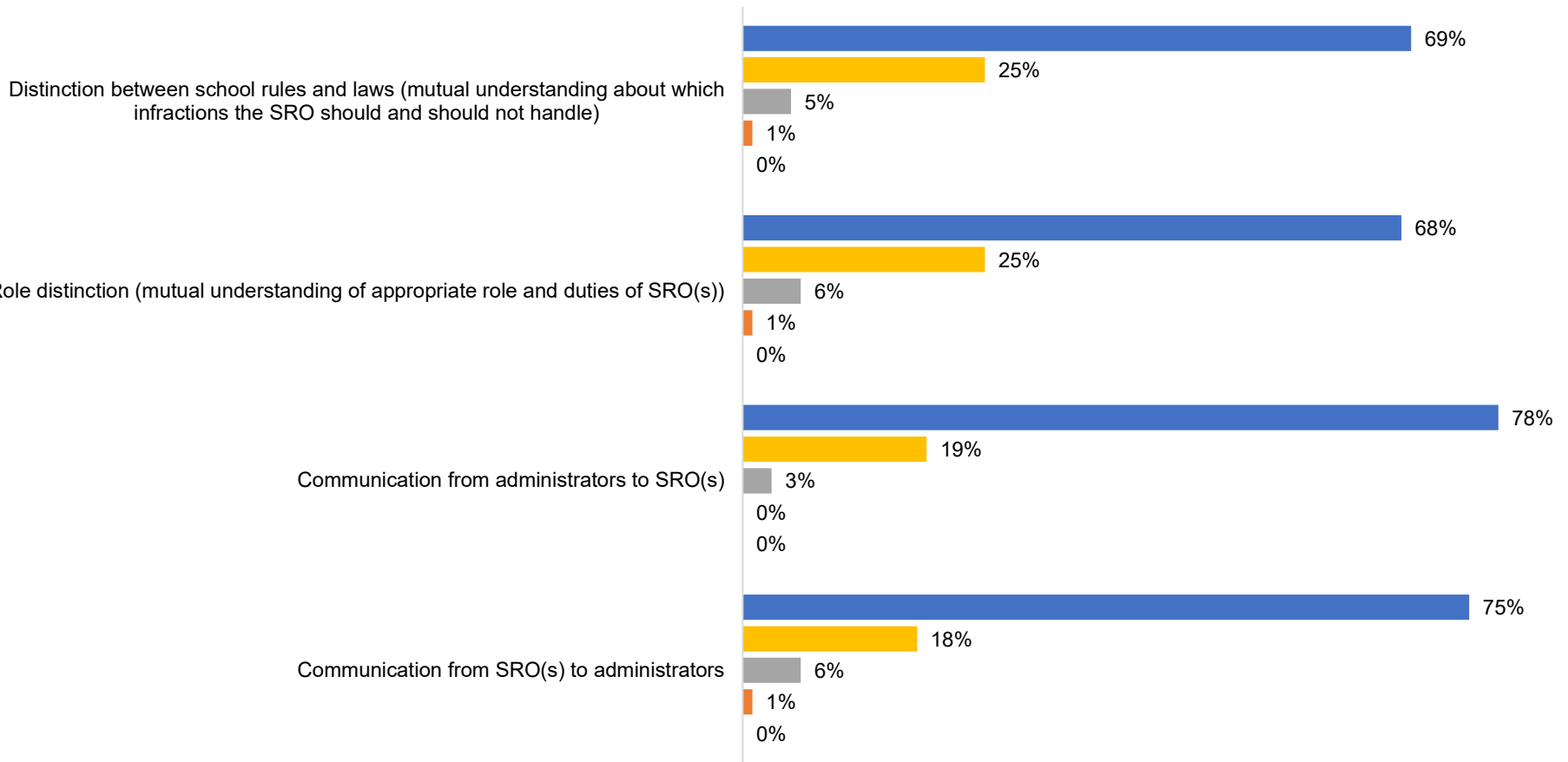


School Safety Audit Data

Please rate each of the following areas related to your school/law enforcement partnership.

(As reported on the 2024 School Safety Audit Survey N=1,287)

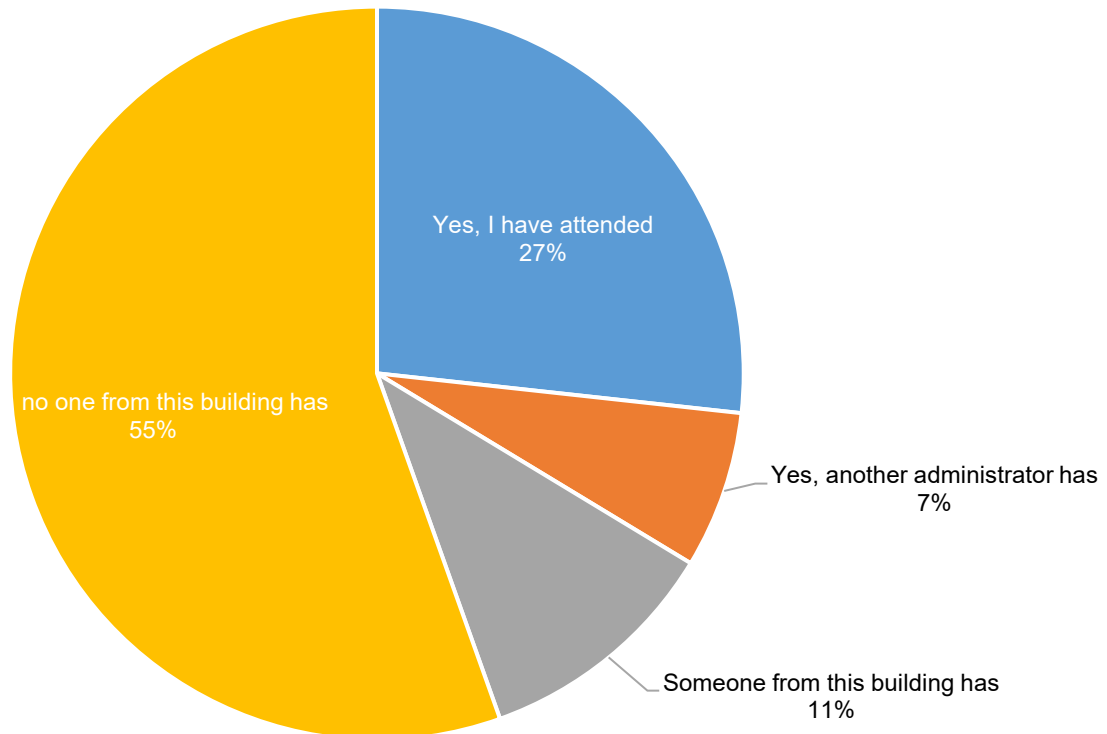
■ Very Good ■ Good ■ Acceptable ■ Poor ■ Very Poor



School Safety Audit Data

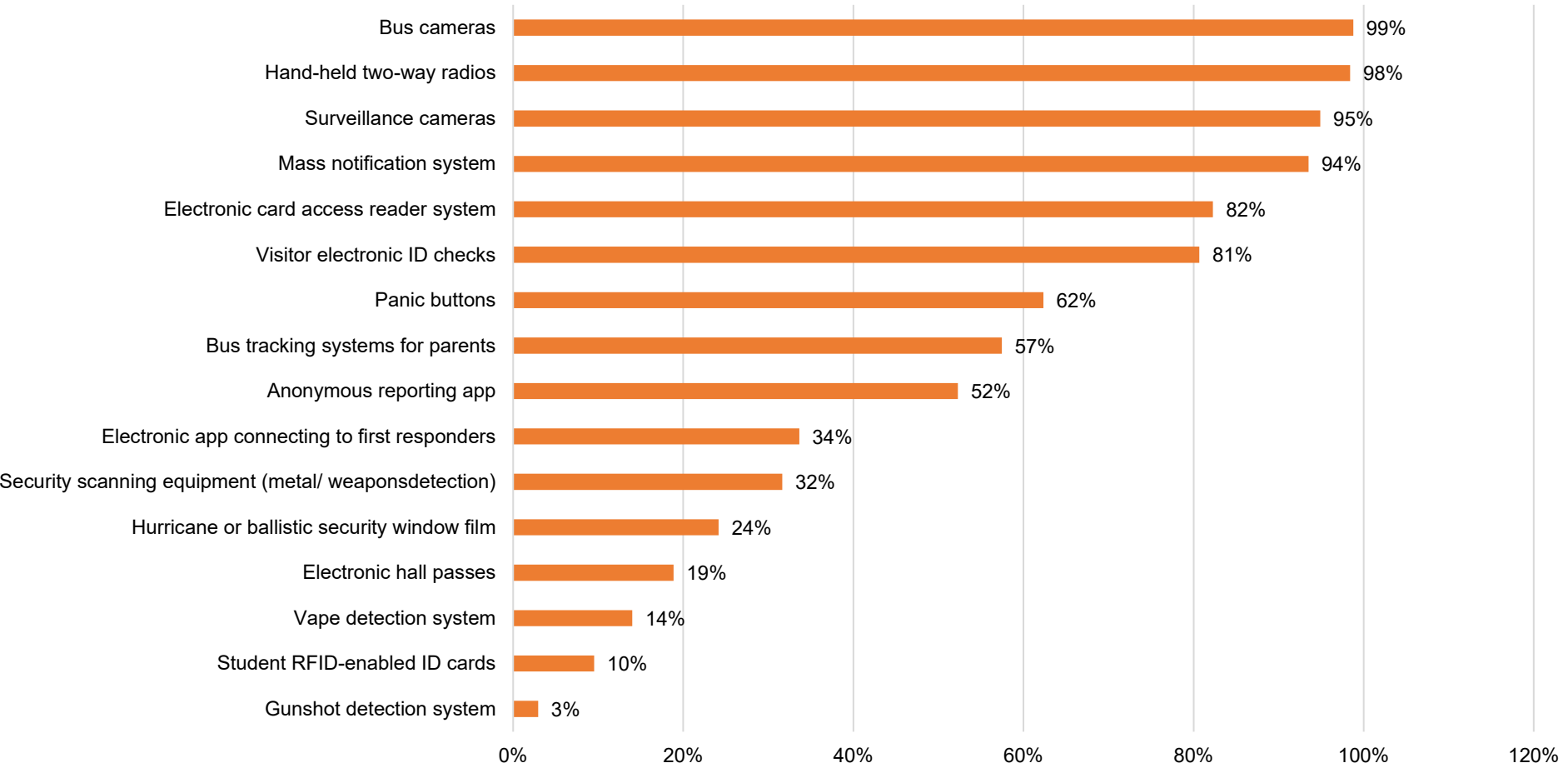
Have you, or another administrator from your building, attended a DCJS SRO and School Administrator Basic Course?

(As reported on the 2024 School Safety Audit Survey N=1,287)



School Safety Audit Data

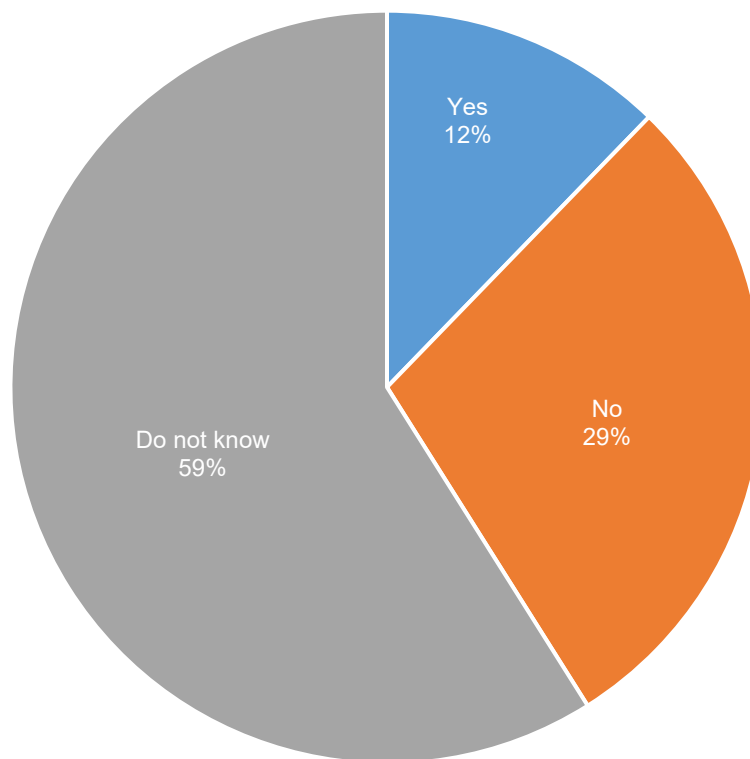
Security technology used in schools
(As reported on the 2024 School Safety Audit Survey, N=1,948)



School Safety Audit Data

Are there gangs at your school?
Reported by students in grades 6-8

(As reported on the 2023 Virginia School Survey of Climate and Working Conditions, N=183,837)



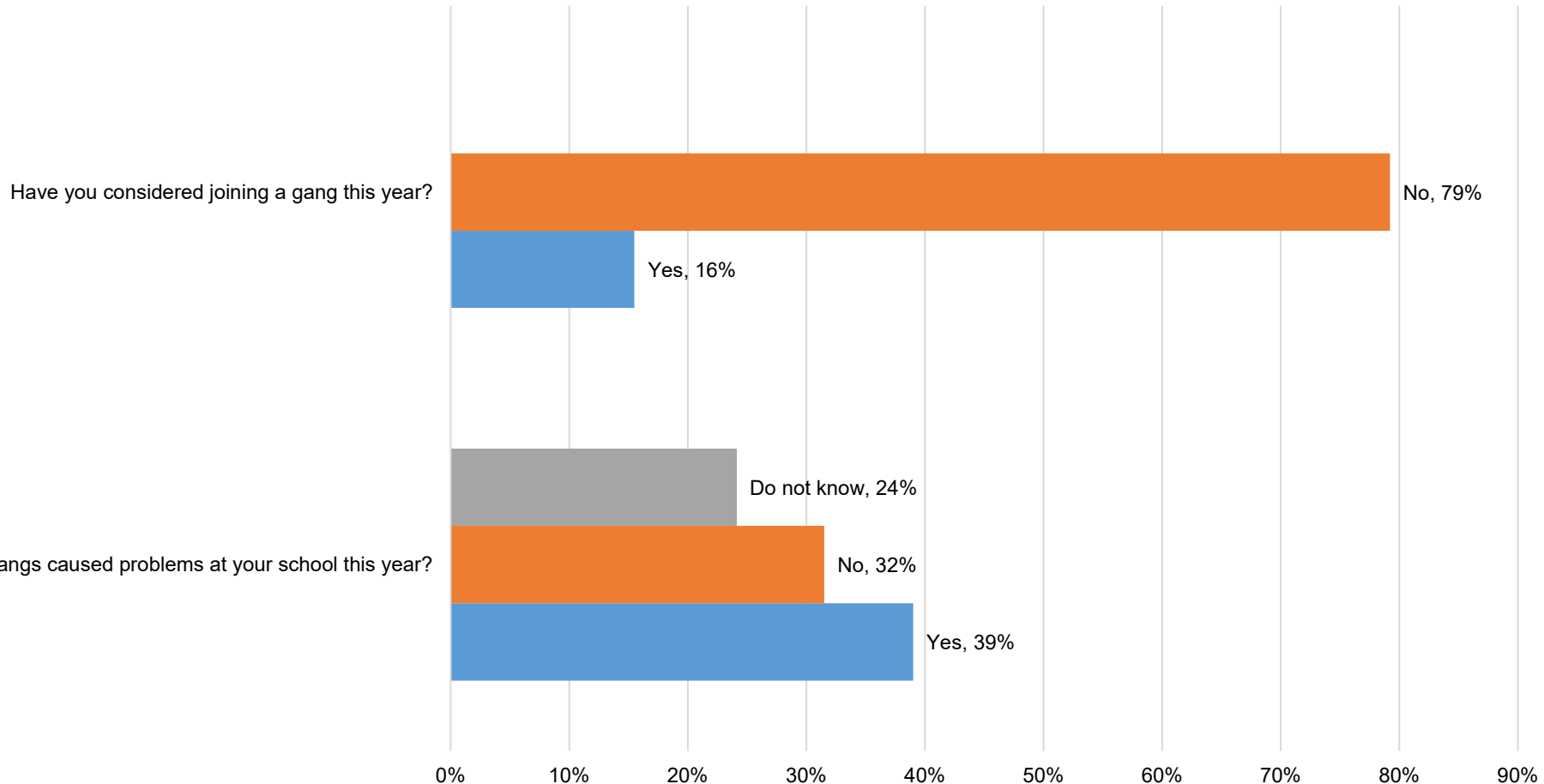
School Safety Audit Data

- Only 37% of schools report they have Social Media Emergency Response Plans (N= 1,759)
- 93% of safety-related communication determined to be a hoax were reported through social media (N= 190)
- 49% of schools report that social media training is needed (N= 1,948)
- 3% of threats were found through social media, as reported on the 2024 School Safety Audit Survey (N= 28,239)
- 15% of schools report social media as an issue identified by their School Safety Audit Review (N= 1,948)

(As reported on the 2024 School Safety Audit Survey)

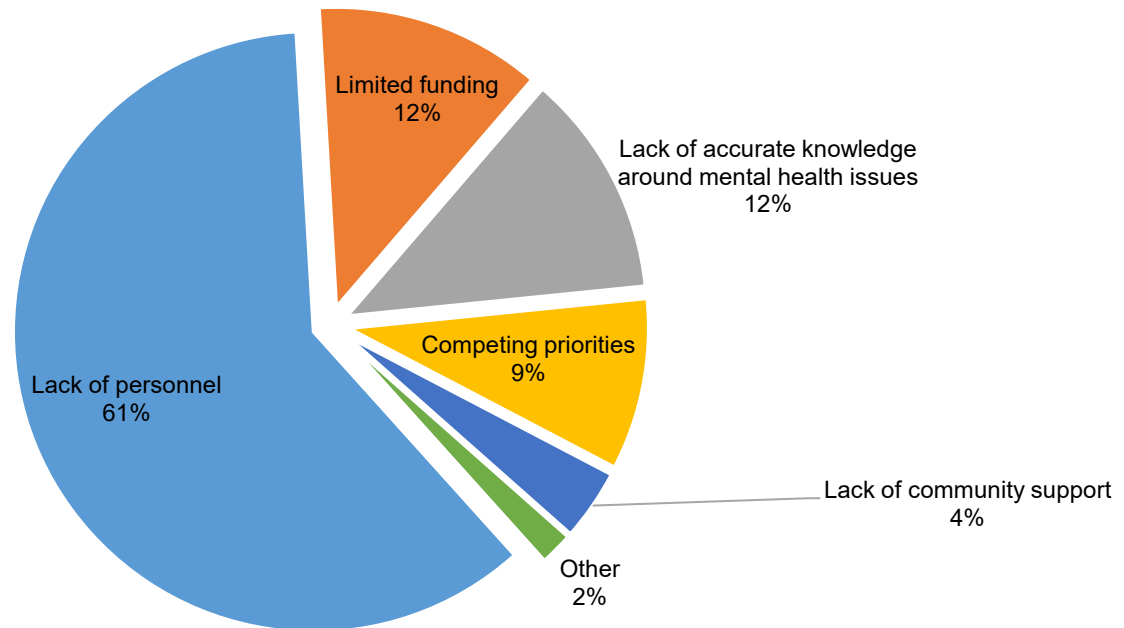
School Safety Audit Data

Reported by students in grades 6-8 that reported having gangs in their school
(As reported on the 2023 Virginia School Survey of Climate and Working Conditions,
N=22,528)



Virginia Data: MENTAL HEALTH

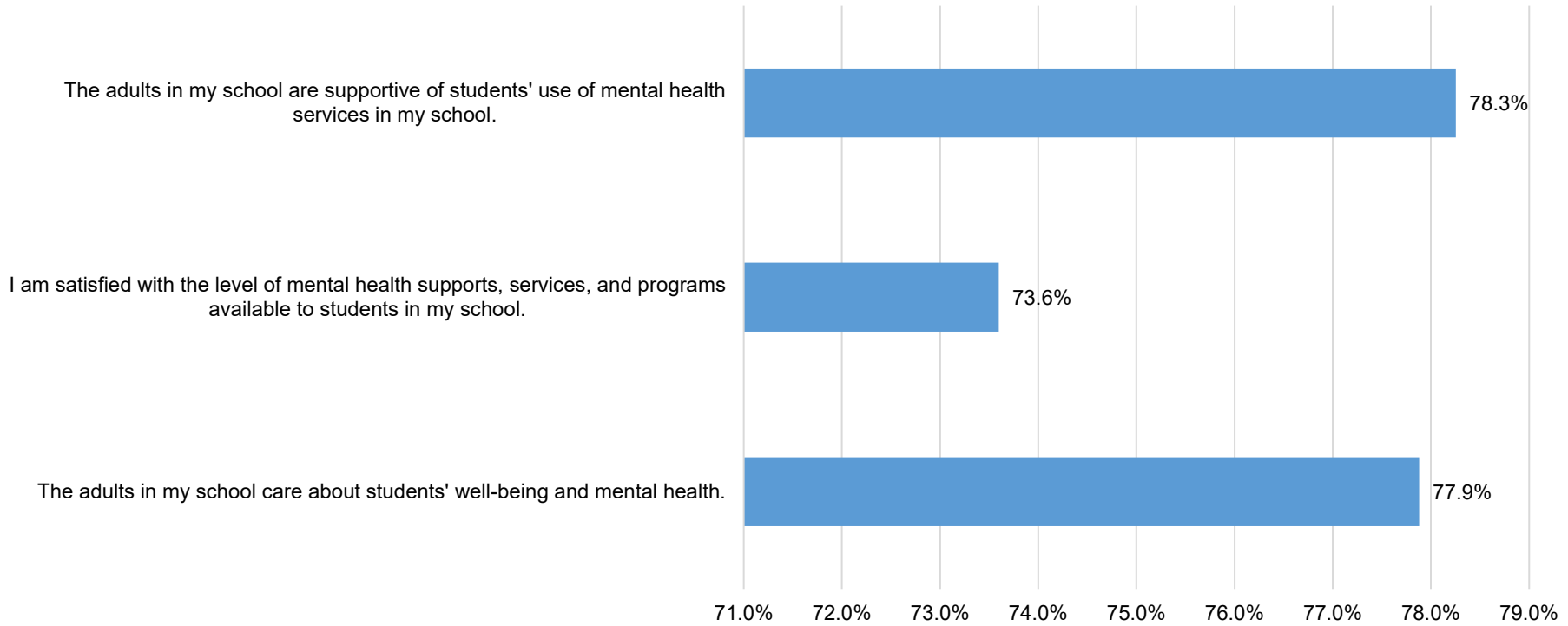
Top issues limiting schools' ability to provide sufficient mental health support to students and staff according to the 39% of administrators reporting limitations
As reported on the 2023 School Safety Survey (N=777)



Virginia Data: MENTAL HEALTH

Percentage of middle school students responding slightly agree to strongly agree to the following statements.

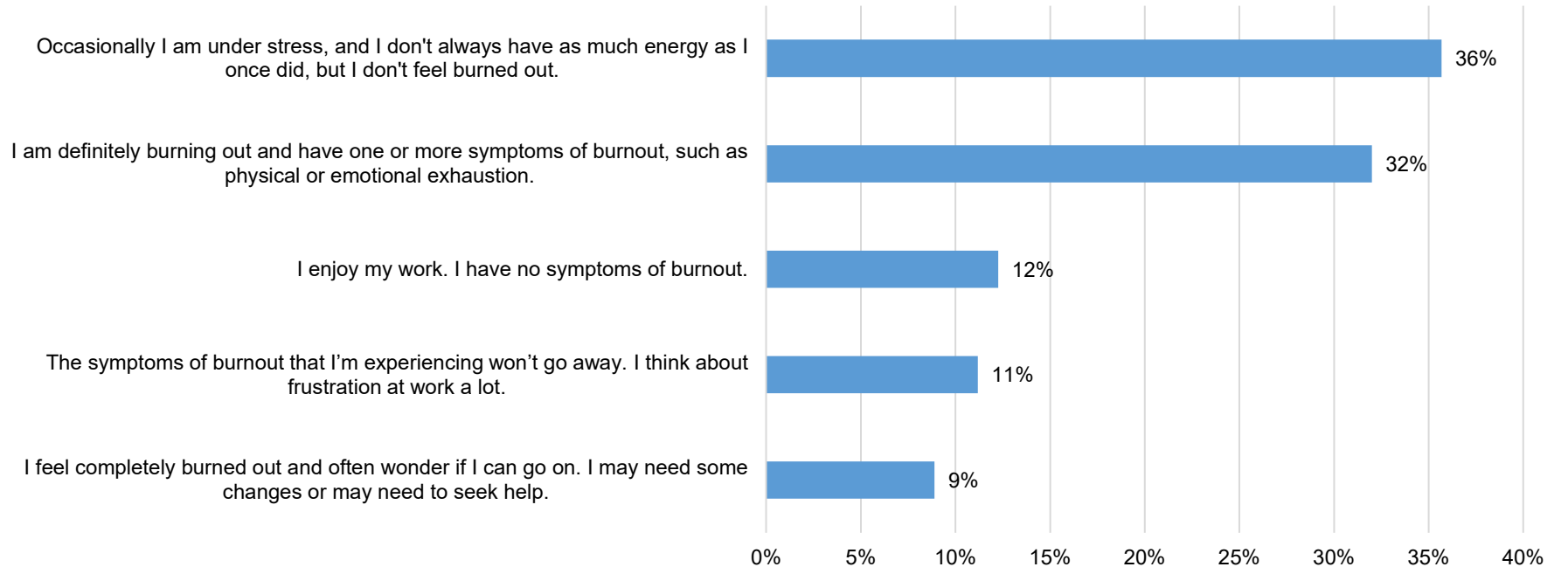
As reported on the 2023 Virginia School Survey of Climate and Working Conditions (N=183,837)



Virginia Data: MENTAL HEALTH

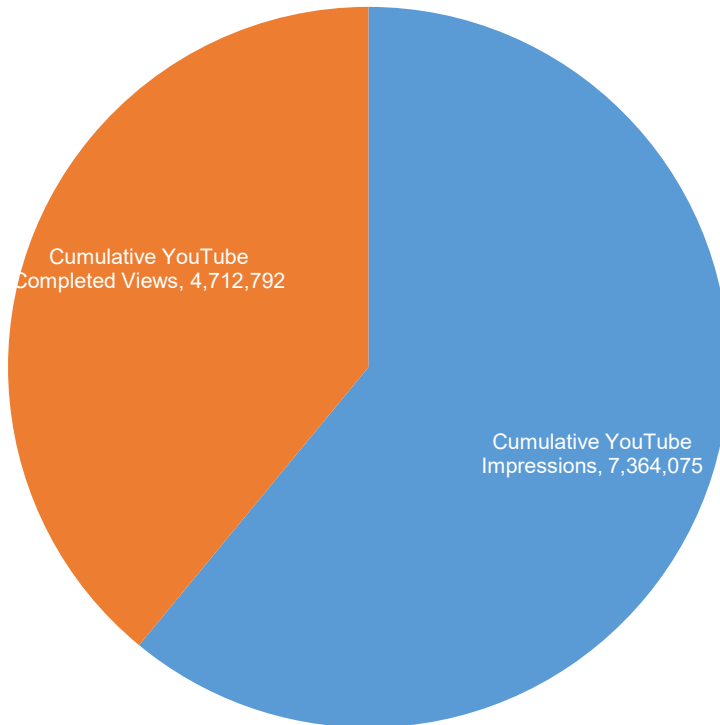
Classroom Instructors' responses to "Overall, based on your definition of burnout, how would you rate your level of burnout?"

As reported on the 2023 Virginia School Survey of Climate and Working Conditions (N=49,350)

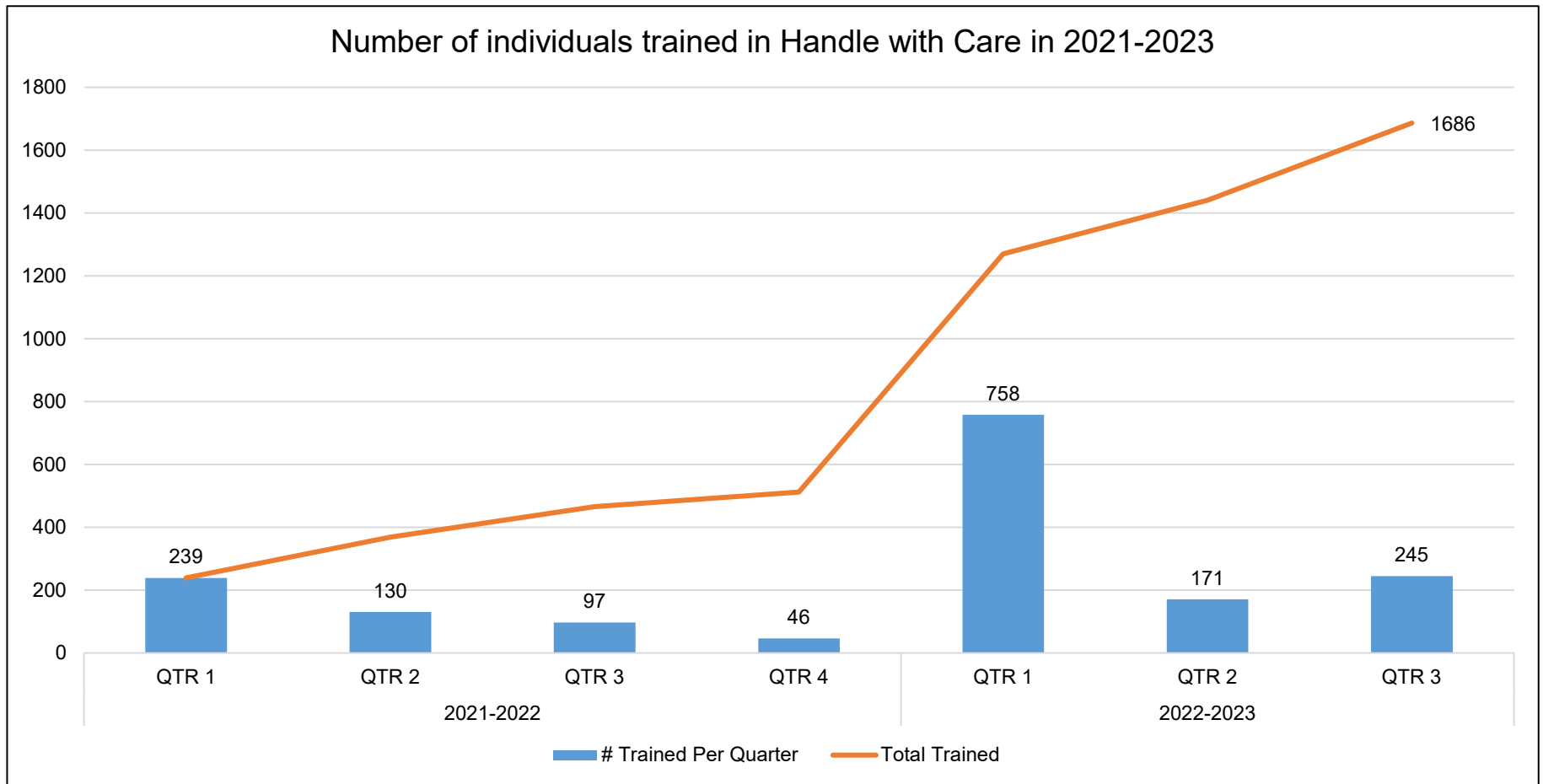


Virginia Data: MENTAL HEALTH

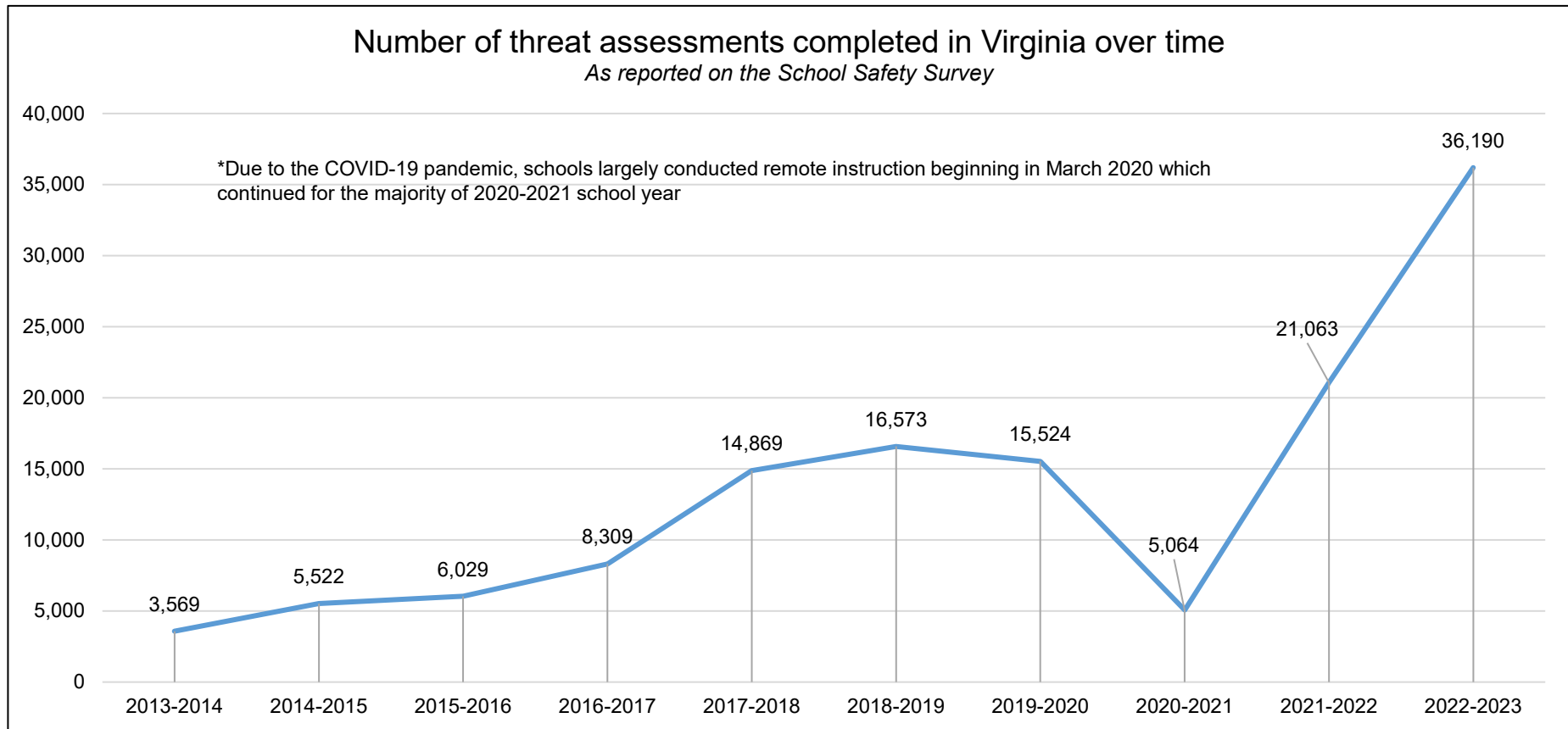
Youth Suicide Prevention
Public Service Announcement Campaign



Virginia Data: MENTAL HEALTH



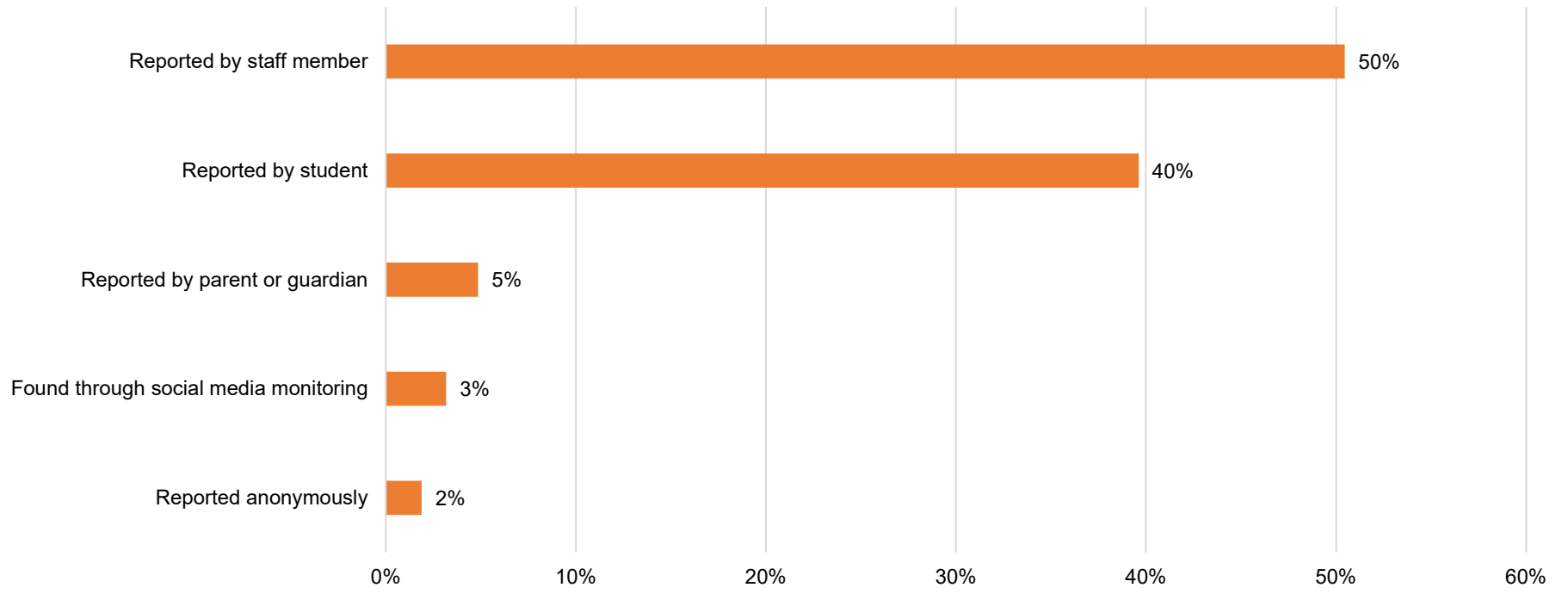
Virginia Data: THREAT ASSESSMENT



Virginia Data: THREAT ASSESSMENT

How are Threat Assessment Teams being alerted to threats and aberrant or concerning behavior

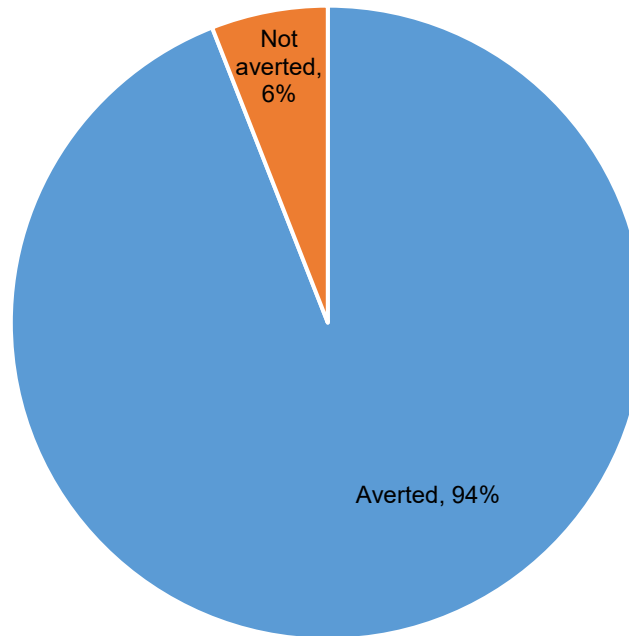
As reported on the 2023 School Safety Survey (N=31,632)



Virginia Data: THREAT ASSESSMENT

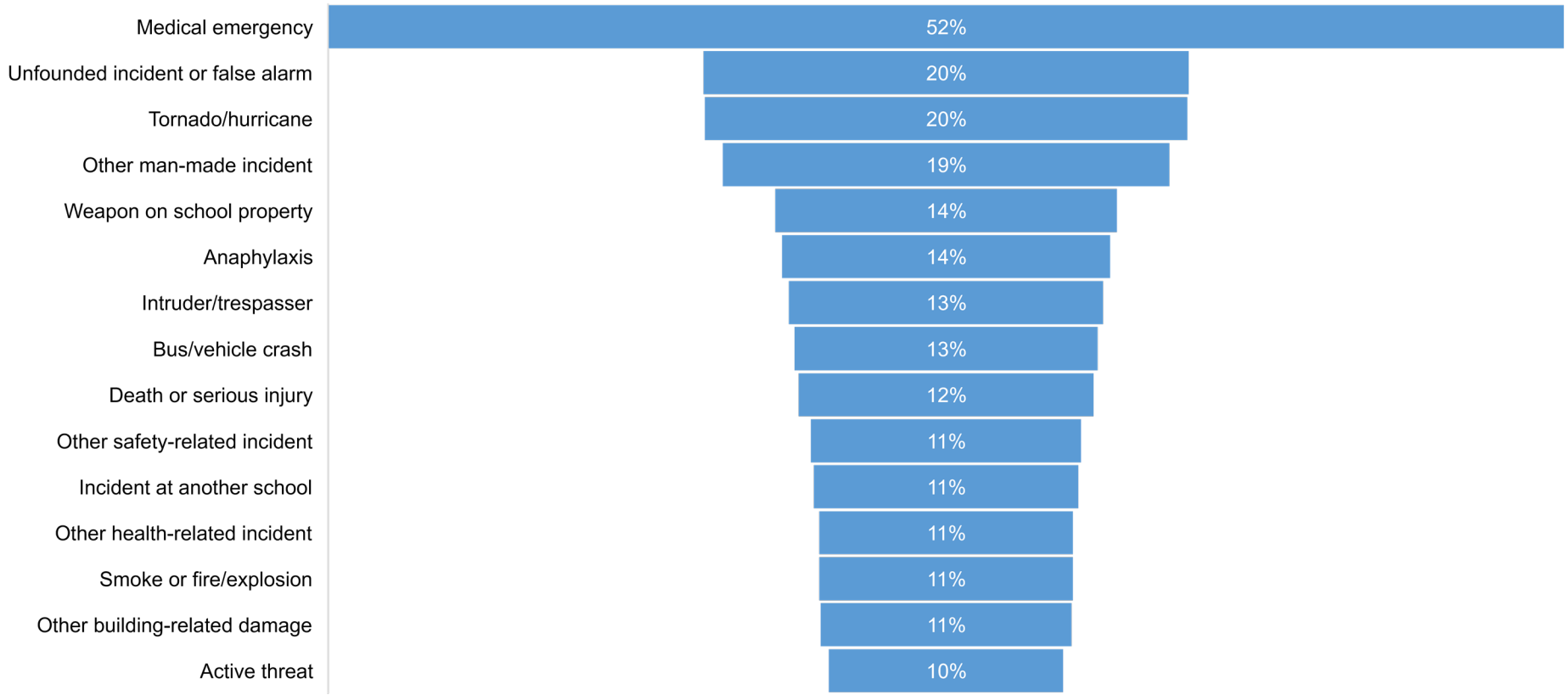
Schools reported 3,396 Priority 1 (Critical/Imminent) & 2 (High) threats during the 2022-2023 school year. Of those, 202 threats were reported to not be averted.

As reported on the 2023 School Safety Survey (N=3,396)



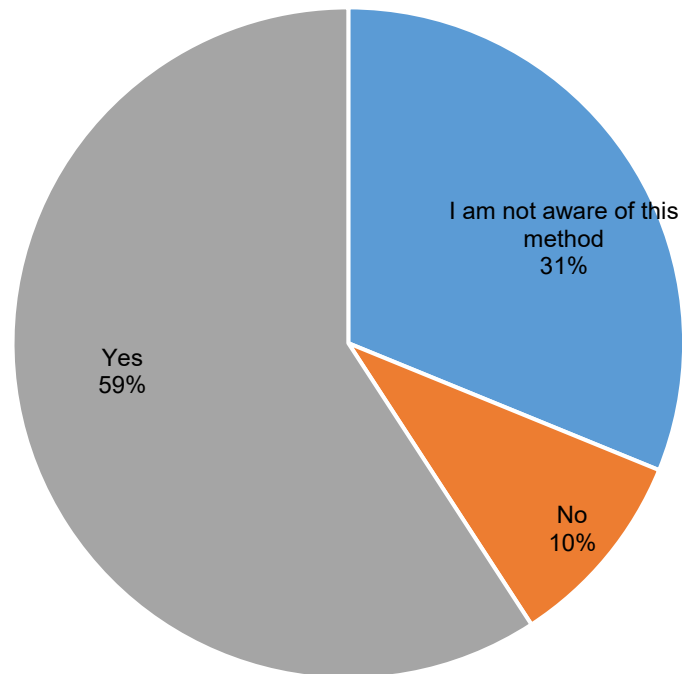
Virginia Data: CRISIS MANAGEMENT

Reasons schools activated their Crisis Management Plans during the 2022-2023 school year



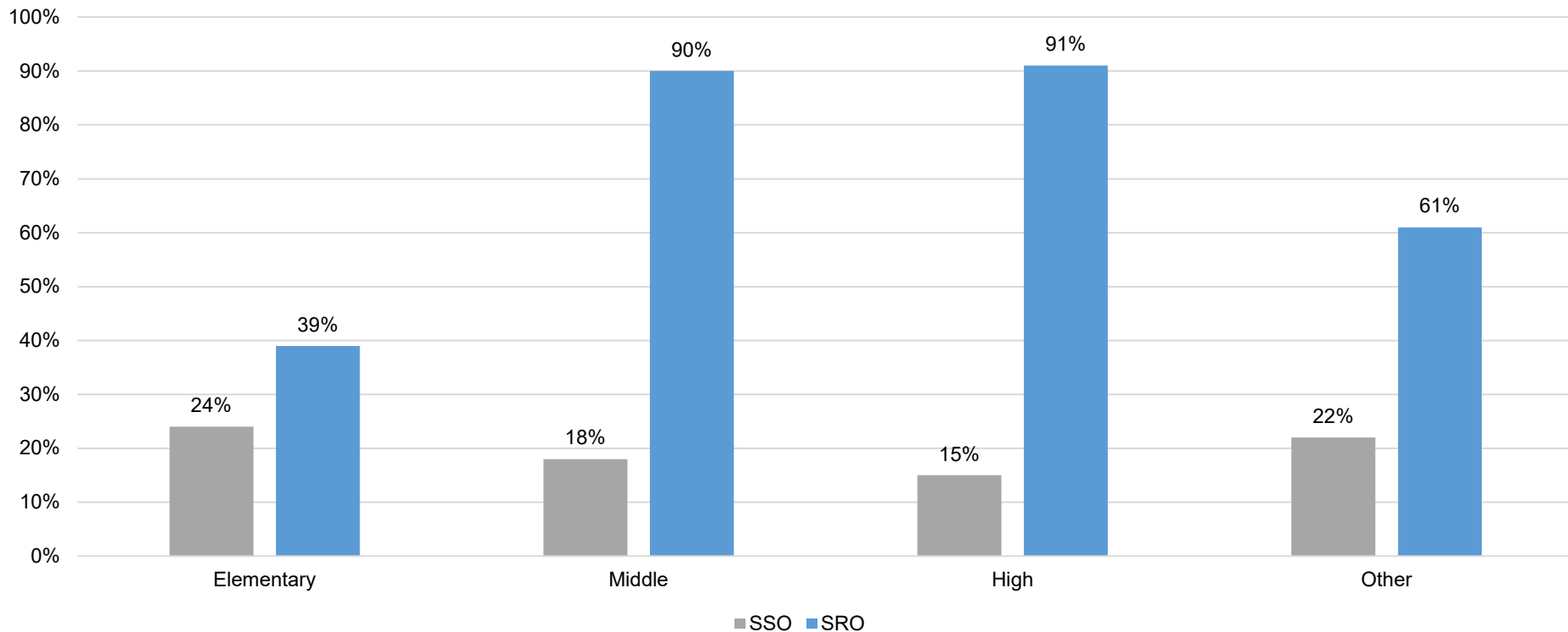
Virginia Data: CRISIS MANAGEMENT

Schools using the Standard Response Protocol
As reported on the 2023 School Safety Survey (N=1,960)



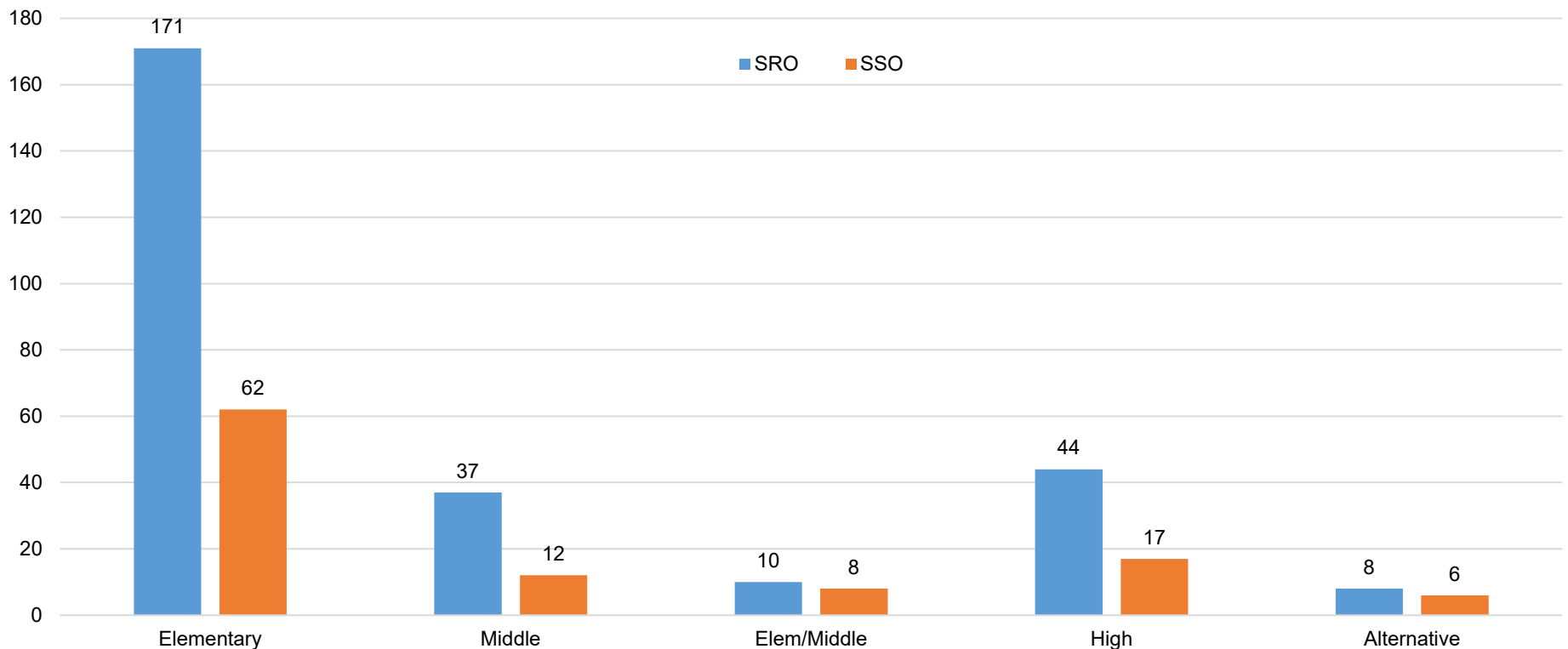
Virginia Data: SECURITY PERSONNEL

Percent of schools with fulltime or part-time SROs or SSOs
As reported on the 2023 School Safety Survey (N=1,974)



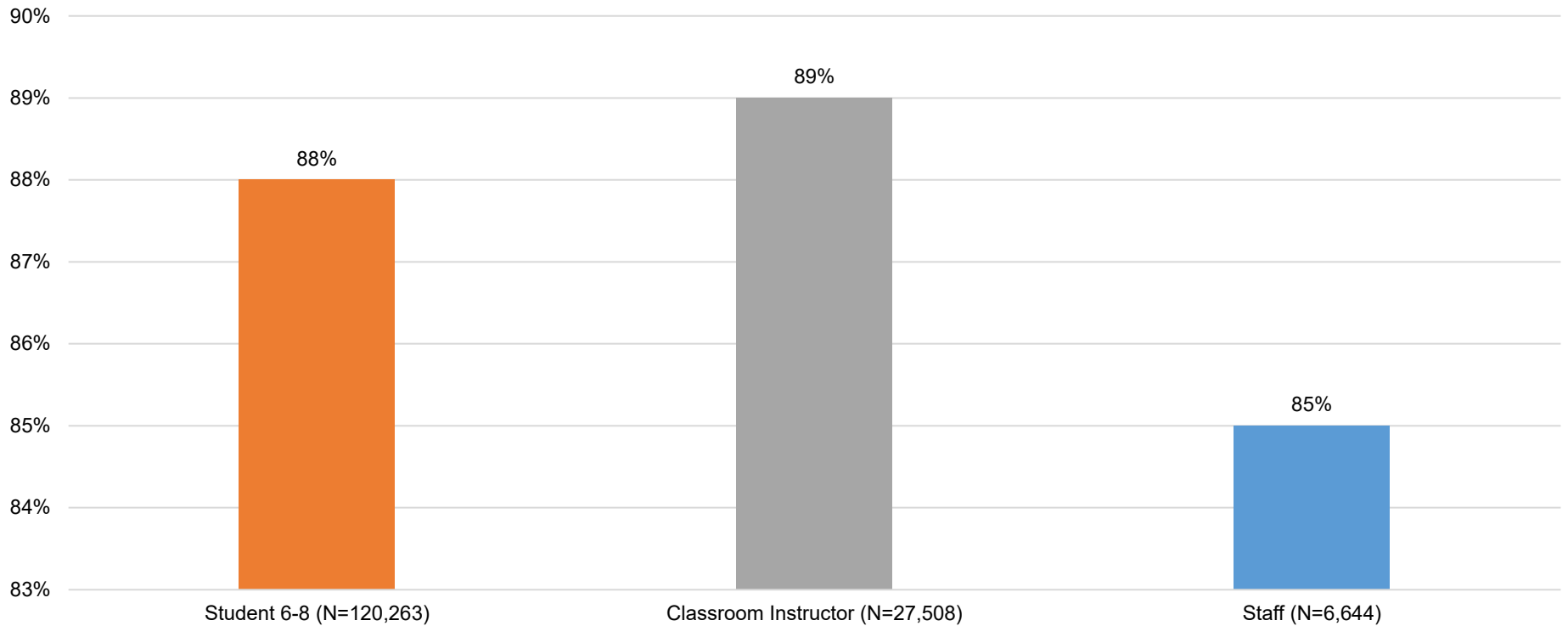
Virginia Data: SECURITY PERSONNEL

Number of SRO & SSO grant-funded positions, FY23



Virginia Data: SECURITY PERSONNEL

Percent responding slightly to strongly agree to "*The School Resource Officer (SRO) makes me feel safe.*"
As reported on the 2023 Virginia School Survey of Climate and Working Conditions

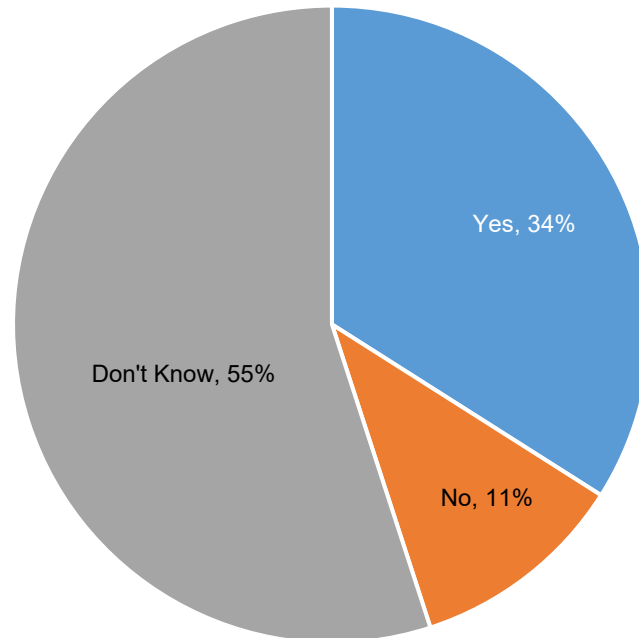


Virginia Data: SECURITY PERSONNEL

Middle school student responses when asked (if their school does not have an SRO)

"Would you feel safer if your school had an SRO?"

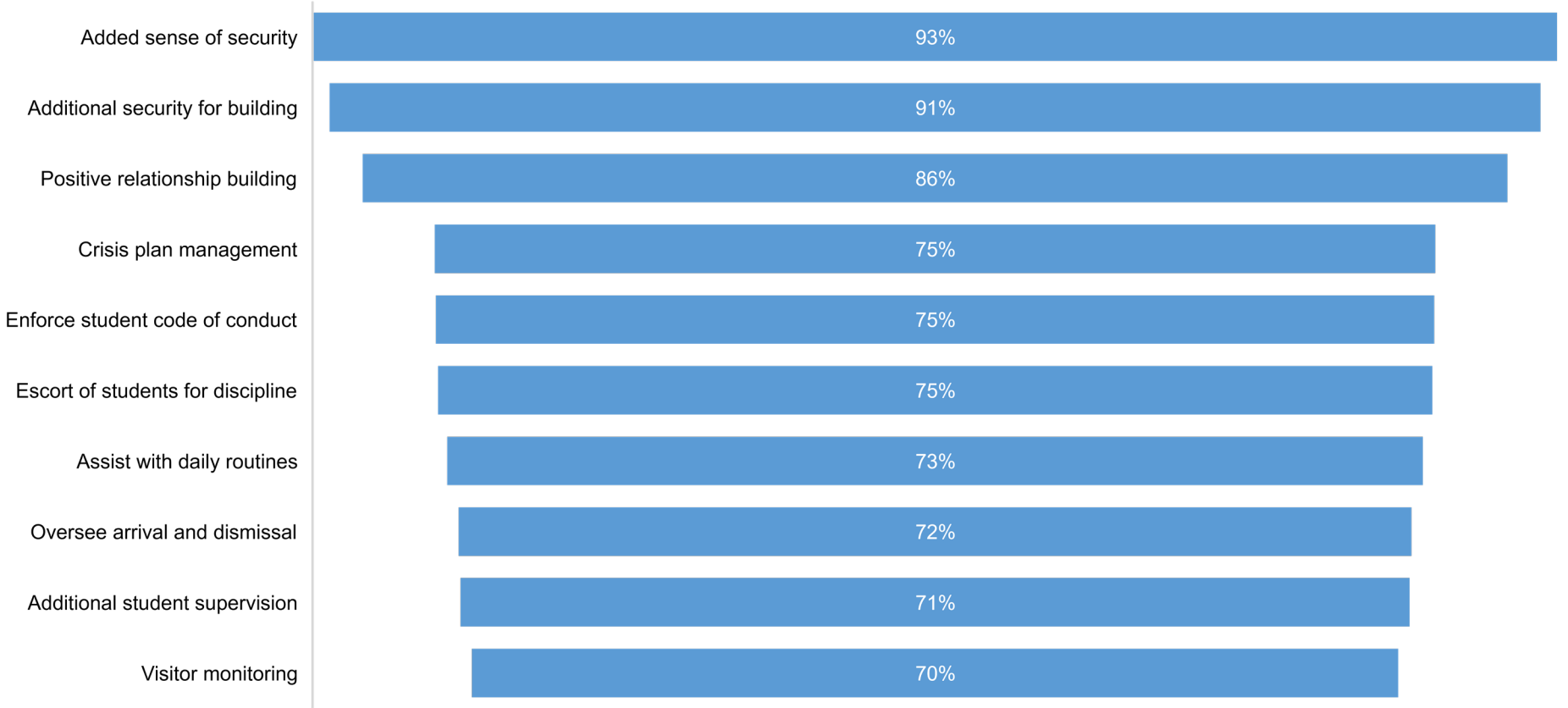
As reported on the 2023 Virginia School Survey of Climate and Working Conditions (N=60,812)



Virginia Data: SECURITY PERSONNEL

Benefits of having an SSO in the building

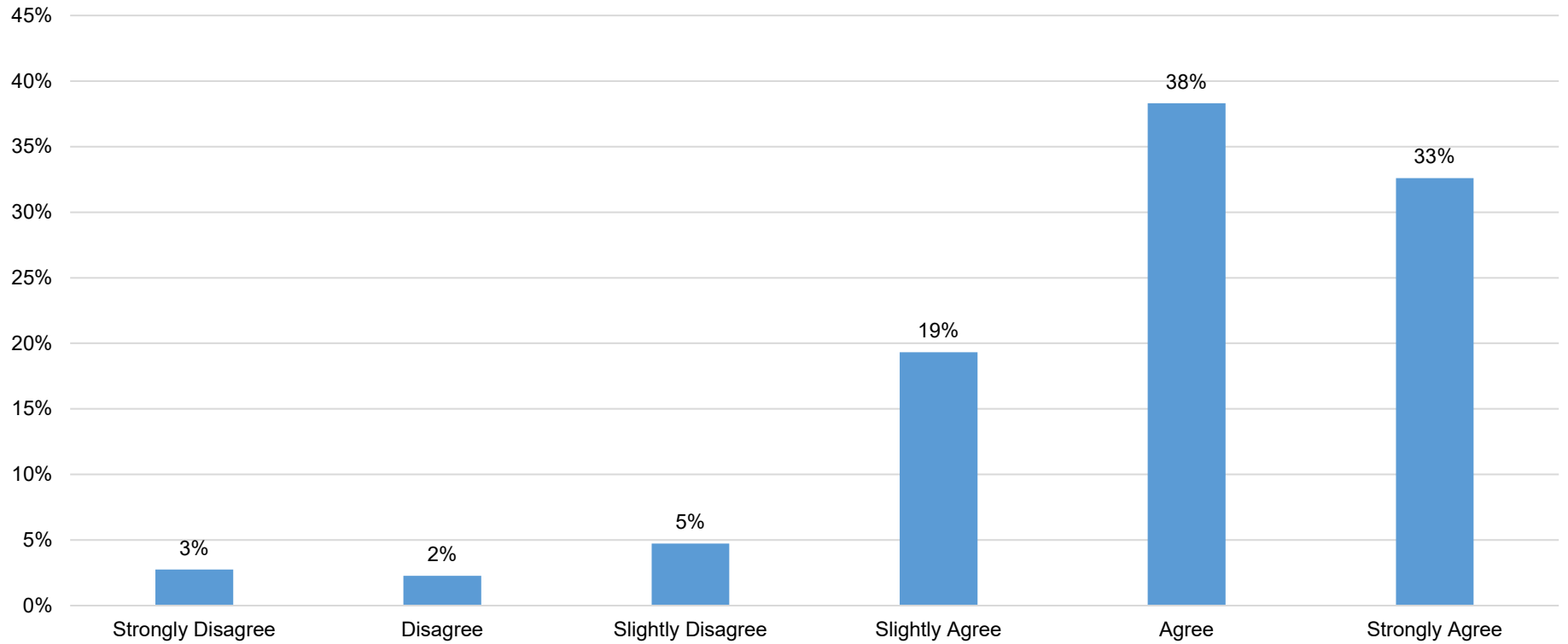
As reported on the 2023 School Safety Survey (N=646)



Virginia Data: SECURITY PERSONNEL

Level of middle school student agreement to "The School Security Officer (SSO) makes a positive contribution to our school"

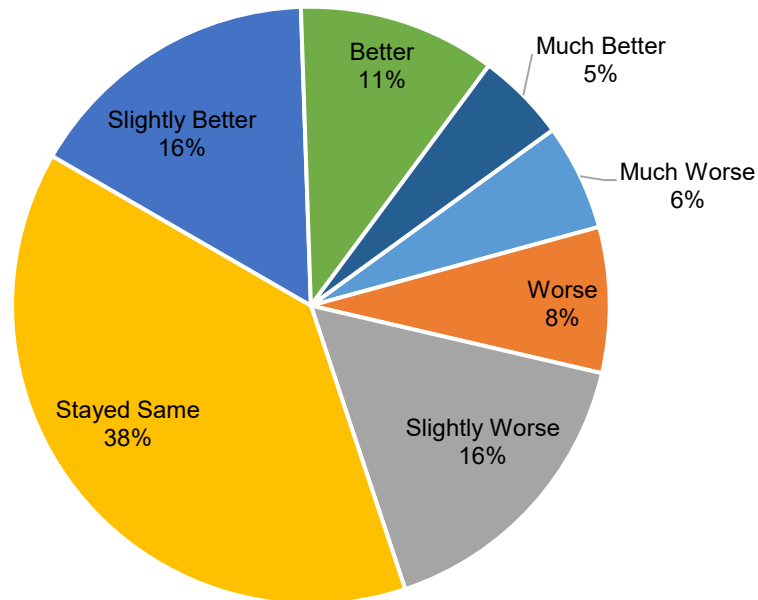
As reported on the 2023 Virginia School Survey of Climate and Working Conditions (N=113,491)



Virginia Data: SCHOOL CLIMATE

Middle school student responses to *"Since you have been at this school, the overall school atmosphere has become..."*

As reported on the 2023 Virginia School Survey of Climate and Working Conditions (N=113,491)

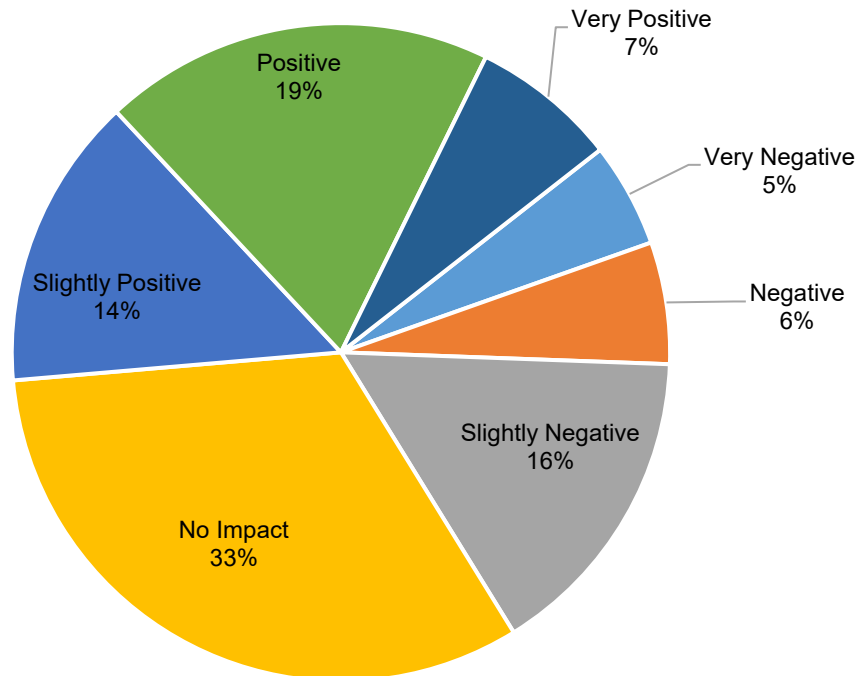


* Only asked of students who reported this was not their first year at this school.

Virginia Data: SCHOOL CLIMATE

Middle school student responses to *"How does school atmosphere impact your learning?"*

As reported on the 2023 Virginia School Survey of Climate and Working Conditions (N=183,152)



1:40 p.m.

Afternoon Keynote:

Key Ingredients for a
Strong School-
Law Enforcement
Partnership: Safe
Schools Through
Stronger Relationships

***Part 1 - What You See
is Not Always
What You Get***

SPEAKER:

Lieutenant
Wayland Cubit



Virginia Department of Criminal Justice Services
www.dcms.virginia.gov



1: 40 p.m.

Afternoon Keynote:

Key Ingredients for a

Strong School-

Law Enforcement

Partnership: Safe Schools

Through Stronger

Relationships

***Part 2 - The Science of
Us: Understanding and
Improving Relationships***

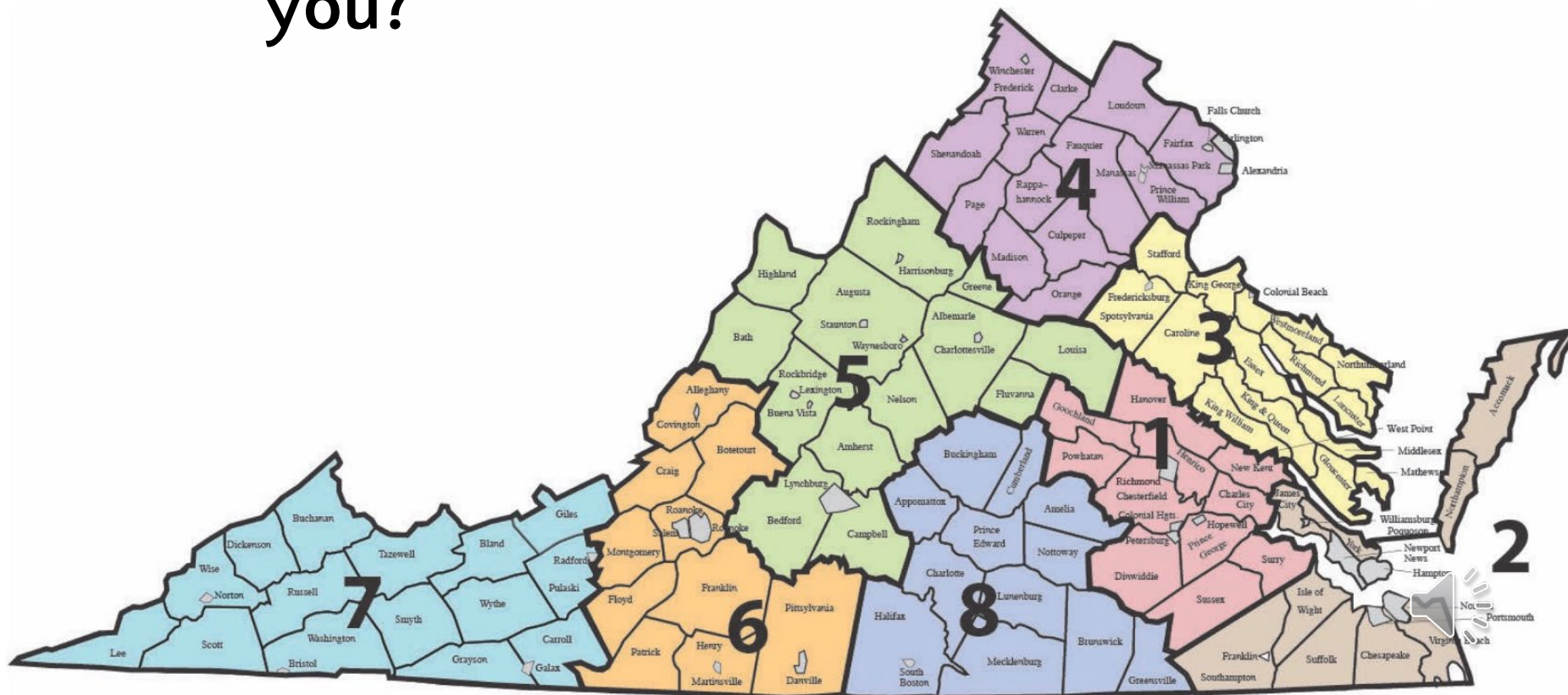
SPEAKER:

Dr. Jim Harris



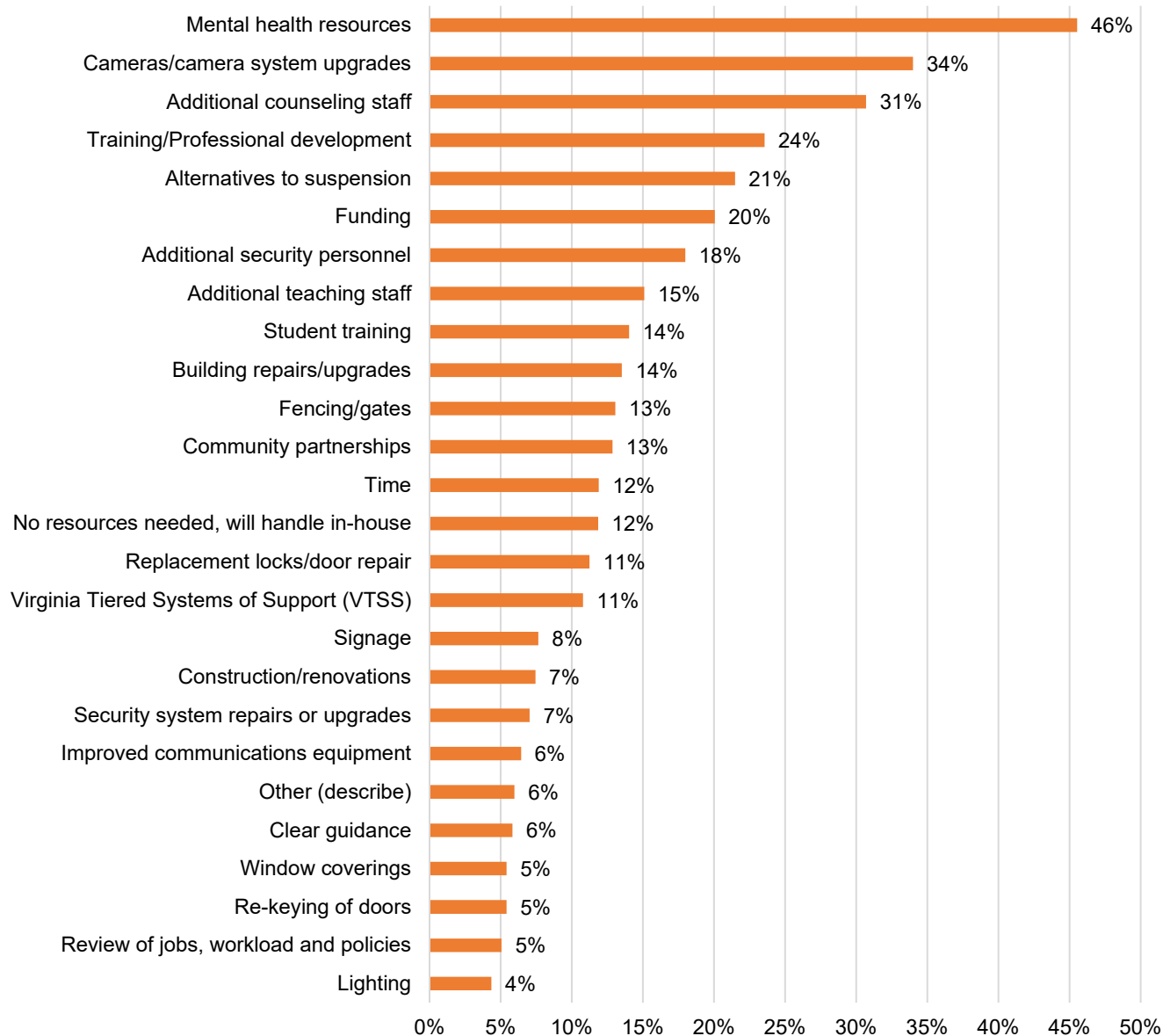


What can the Virginia Center for School and Campus Safety do for you?



Resources needed by schools to address issues identified

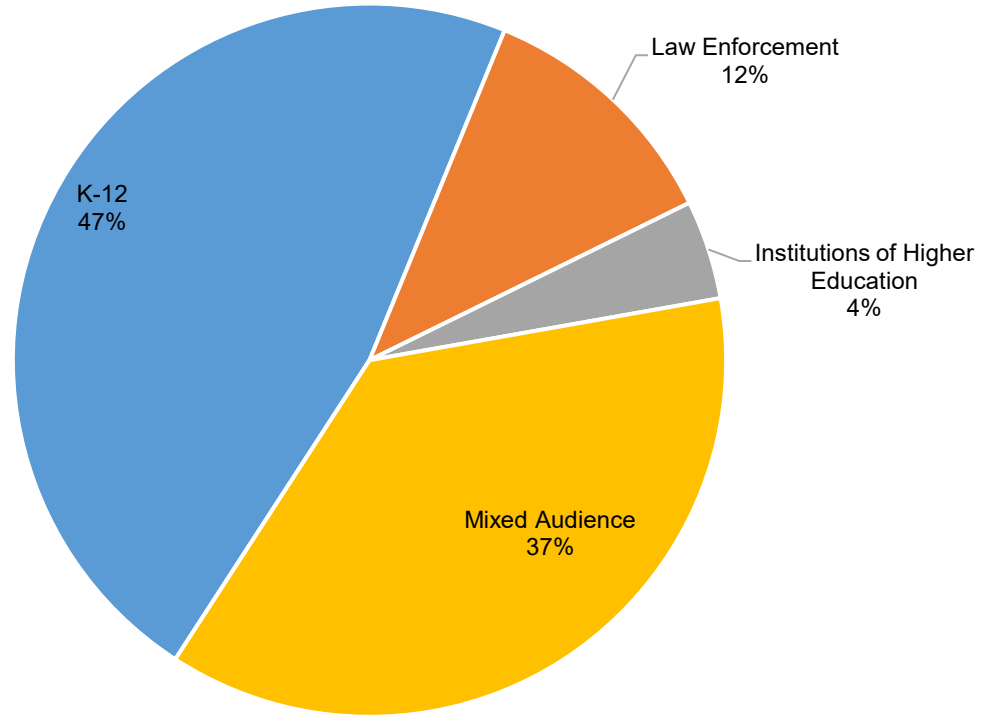
As reported on the 2023 School Safety Survey (N=1,974)



**Virginia Data:
RESOURCES NEEDED**


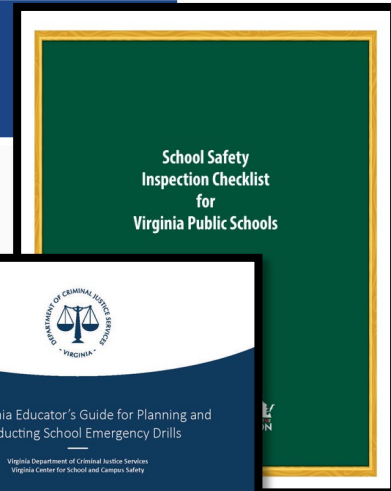
VCSCS Training Data

PST-VCSCS provided training to 21,641 participants across 390 trainings, FY23



Crisis Management and Critical Incident Response

- Age-appropriate Critical Incident Response Curriculum
- Before, During, and After Curriculum
- Digital mapping
- Emergency manager roundtables
- Model Crisis Plan
- Standard Response Protocol
- Standard Reunification Method



Mental Health and Suicide Prevention

- Bullying prevention training
- Know Talk Ask – suicide prevention campaign and PSAs
- Handle With Care
- Pathways for Prevention Mental Health Program
- Strengthening Connections Climate Conference
- Suicide Prevention, Intervention, and Postvention Training

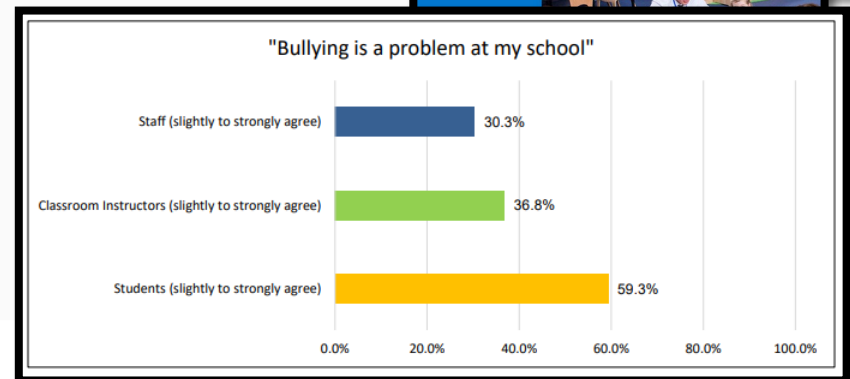


School Safety Audit and Climate Survey

- Climate and Working Conditions Survey
- Data collection
- Division Safety Audit
- Crisis Management Plan Certification
- School Safety Audit
- School safety inspection checklist

2023 VIRGINIA SCHOOL SURVEY OF
CLIMATE AND WORKING CONDITIONS
Executive Summary

2022 VIRGINIA SCHOOL SAFETY AUDIT HIGHLIGHTS



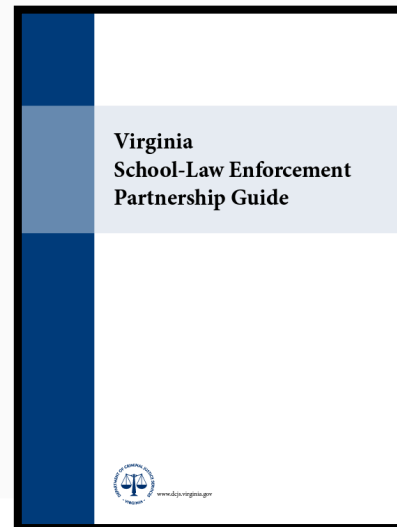
SROs and SSOs

School Resource Officers:

- Memorandum of Understanding (MOU)
- School-Law Enforcement Partnership
- Training and Certification




School Security Officers:

- Training and Certification



Threat Assessment/Harm Prevention

- **Model Threat Assessment Protocols**
- **Case Management Tool Development**
- **Constituent-specific resources and videos**
- **OK2Speakout Threat Assessment PSAs**
- **Threat Assessment Conference**
- **Basic, Applied, Refresher, Case Management, and Digital TA Training**
- **2023 BJA STOP Grant: \$1.9 million for Case Management Tool/PSAs**

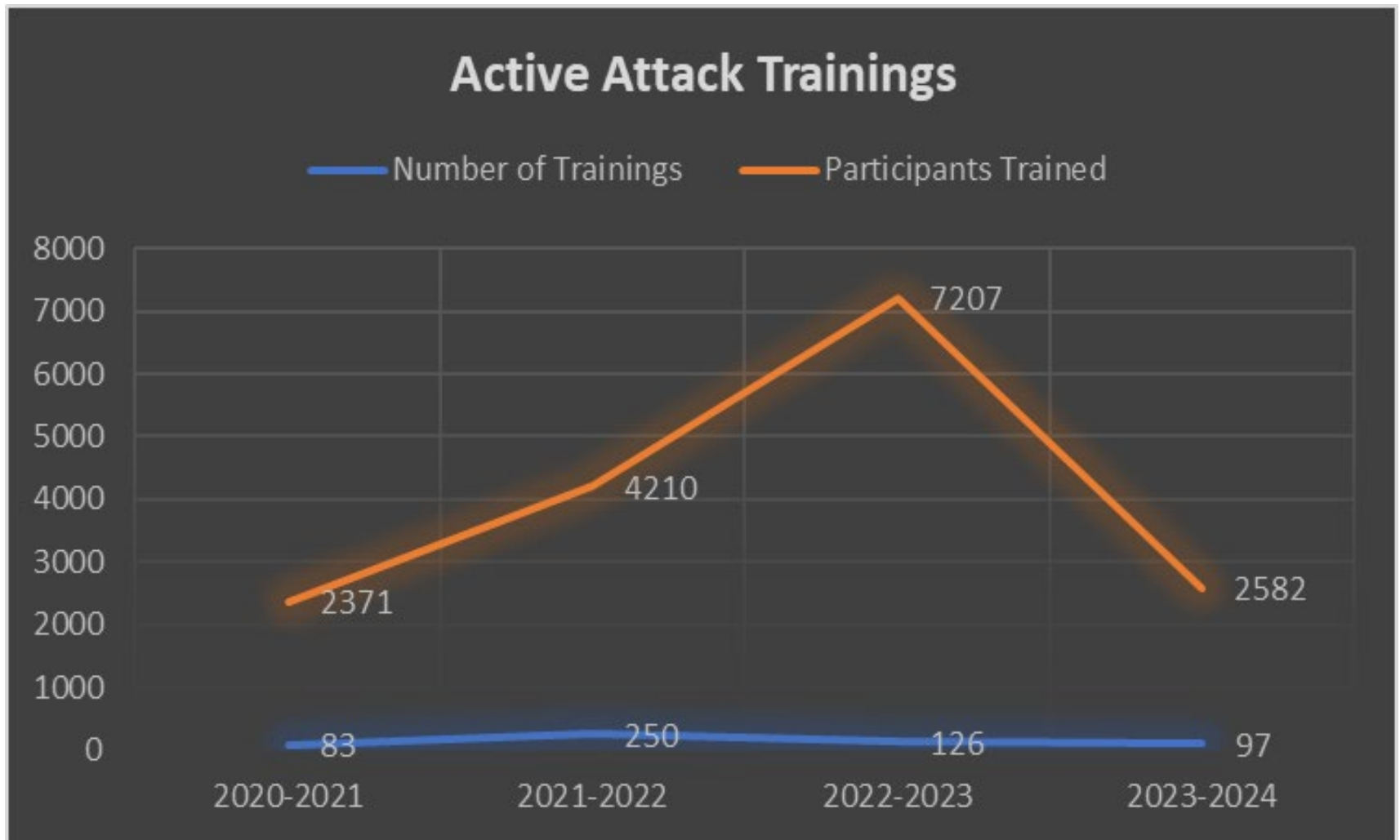


Be Safe Virginia



- **Designed to educate Pre-K through fifth-grade students about essential safety education topics**
- *Provides age-appropriate lessons developed by licensed teachers and early childhood specialists aligned with the Virginia Standards of Learning*
- **Themes range in scope from the “role of community helpers” and “how to stay safe during in-person and online interactions” to “understanding the impacts of substance abuse and of bullying”**
- *Keep an eye on the DCJS website and sign up for email notifications, as more information on this program will be announced soon!*

DCJS' Active Attack Program



Have you signed up for our new online learning system yet?



On-demand, video-based training available now through the Commonwealth of Virginia



Training for law enforcement, school administration staff, and professionals to help address challenges and stay current with the ever-changing and evolving world of social media and online Digital Threat Assessment® (DTA).
Now available in Benchmark!



SAFER
SCHOOLS
TOGETHER



Mark Your Calendars

2024 First Responder Wellness Conference

September 4-6, 2024

*Hilton Norfolk - The Main,
Norfolk, VA*

~ No fee for registration ~ Training materials will be provided ~



Virginia Department of Criminal Justice Services
www.dcjs.virginia.gov

Mark Your Calendars

**2025 School Safety Training
Forum dates are set
July 29 – 30, 2025**

*Hampton Convention Center
Hampton, VA*

\$75 registration fee

Mark Your Calendars

2024 Virtual Back to School Safety Series

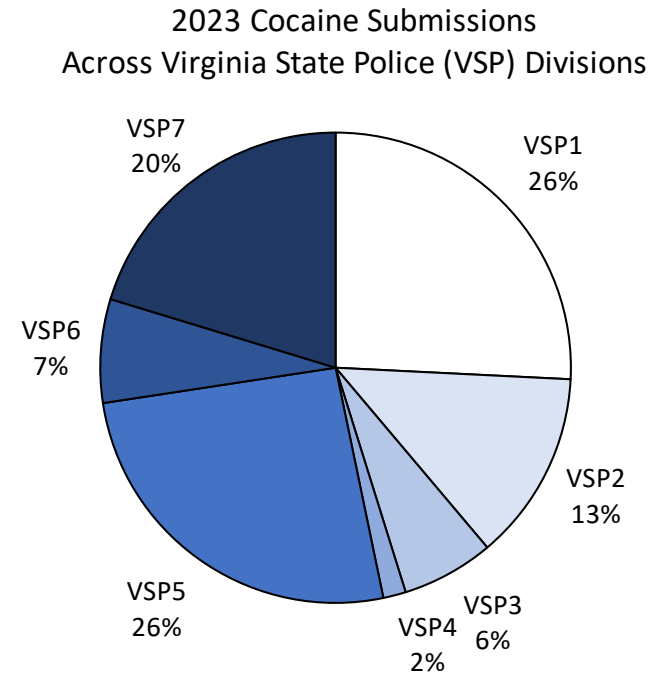
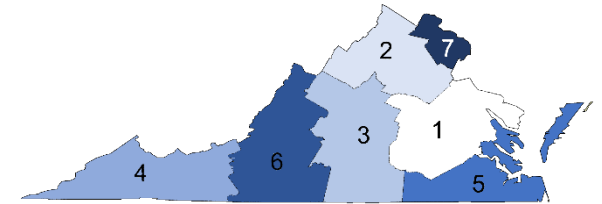
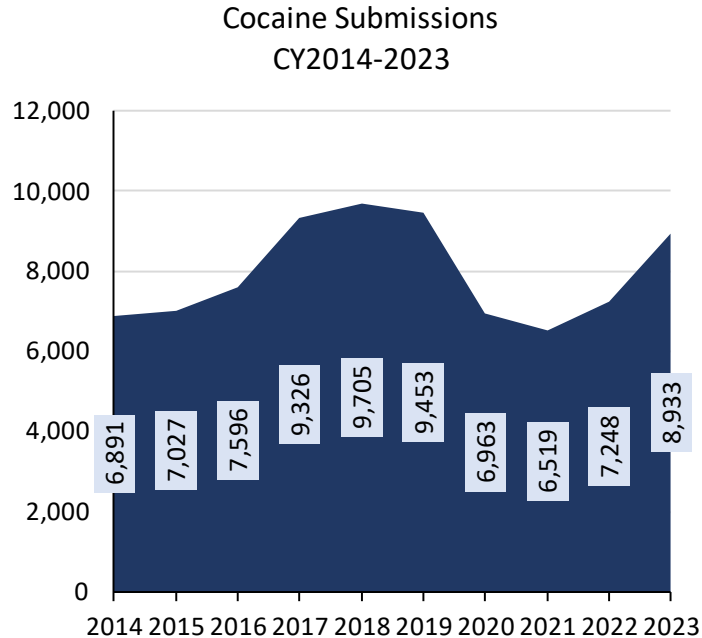
August 8, 15, 16, 23 and September 13, 16

Topics include: PBIS, Identifying & Supporting Trauma Experiences, Bullying Prevention and Intervention, Suicide Prevention & Intervention, Supporting Individuals & School Communities through Grief, Emotional Awareness & Management, and An Administrators Guide to School Safety Teams: SROs and SSOs

Where the Drugs Are

Distribution of Cocaine Cases Submitted to DFS, CY2021

Statewide, the rate of cocaine submissions in 2023 was 102.3 per 100,000 population.



Virginia State Police –

Divisions 4 and 6

(broadcastify.com)

Division 1 "Richmond"

Ch 1. 159.000 167.9

Ch 2. 158.985 127.3

Division 2 "Culpeper"

Ch 3. 159.165 127.3

Ch 11. 158.985 167.9

Division 3 "Appomattox"

Ch 5. 159.165 192.8

Ch 6. 159.135 192.8

Division 4 "Wytheville"

Ch 7. 159.000 127.3

Ch 8. 159.165 167.9

Division 5 "Chesapeake"

Ch 9. 159.165 146.2

Ch 10. 159.135 127.3

Division 6 "Salem"

Ch 11. 158.985 167.9

Ch 12. 159.000 127.3

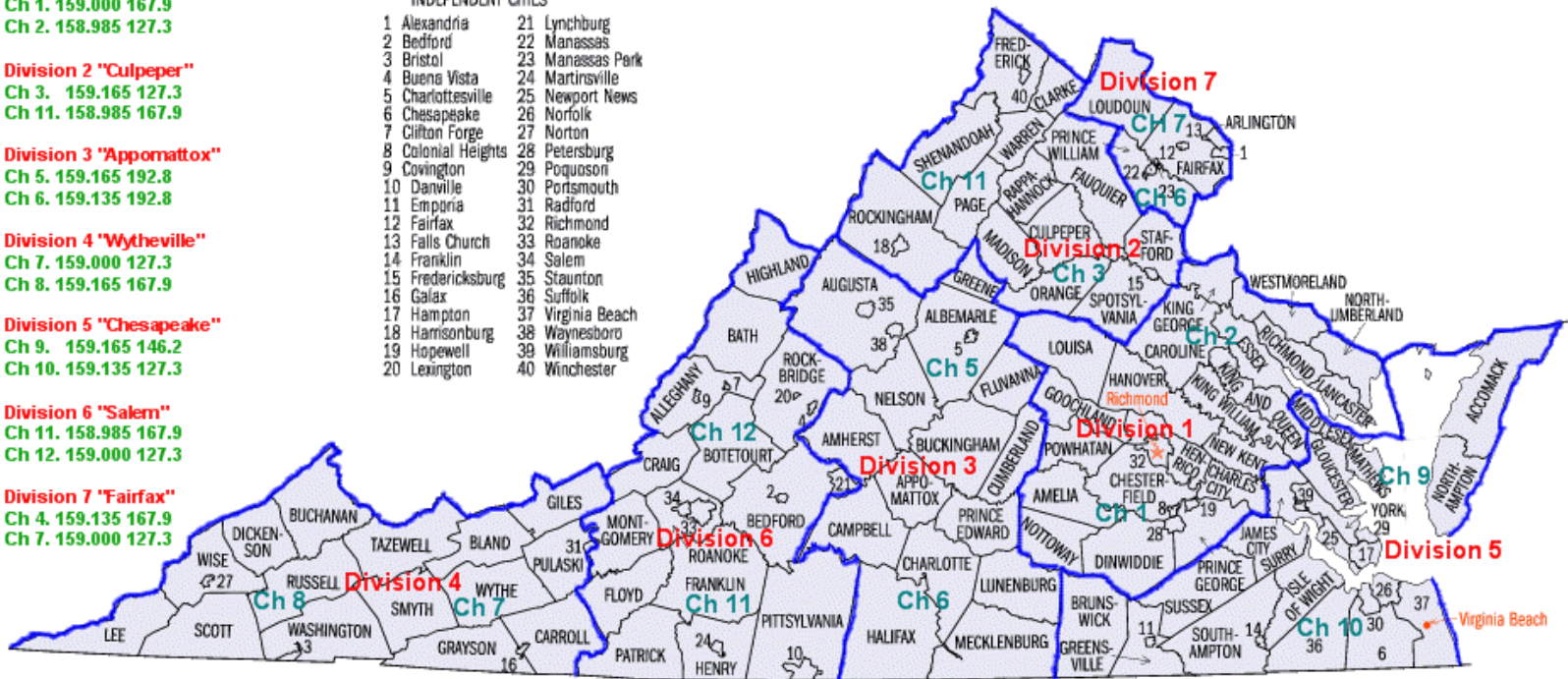
Division 7 "Fairfax"

Ch 4. 159.135 167.9

Ch 7. 159.000 127.3

INDEPENDENT CITIES

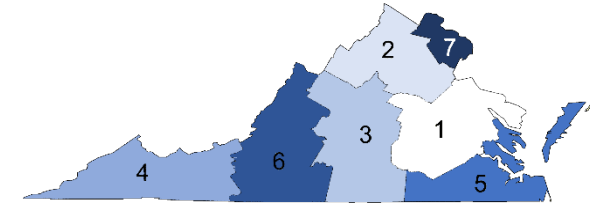
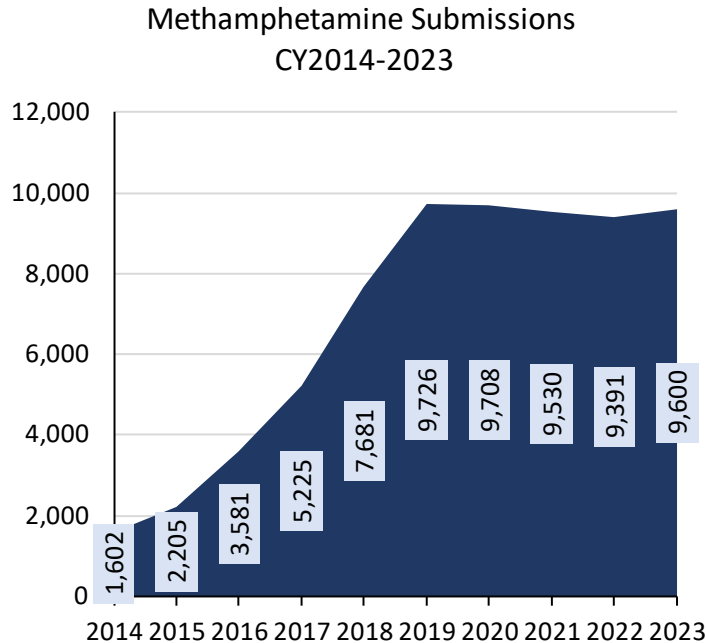
- | | |
|--------------------|-------------------|
| 1 Alexandria | 21 Lynchburg |
| 2 Bedford | 22 Manassas |
| 3 Bristol | 23 Manassas Park |
| 4 Buena Vista | 24 Martinsville |
| 5 Charlottesville | 25 Newport News |
| 6 Chesapeake | 26 Norfolk |
| 7 Clifton Forge | 27 Norton |
| 8 Colonial Heights | 28 Petersburg |
| 9 Covington | 29 Poquoson |
| 10 Danville | 30 Portsmouth |
| 11 Emporia | 31 Radford |
| 12 Fairfax | 32 Richmond |
| 13 Falls Church | 33 Roanoke |
| 14 Franklin | 34 Salem |
| 15 Fredericksburg | 35 Staunton |
| 16 Galax | 36 Suffolk |
| 17 Hampton | 37 Virginia Beach |
| 18 Harrisonburg | 38 Waynesboro |
| 19 Hopewell | 39 Williamsburg |
| 20 Lexington | 40 Winchester |



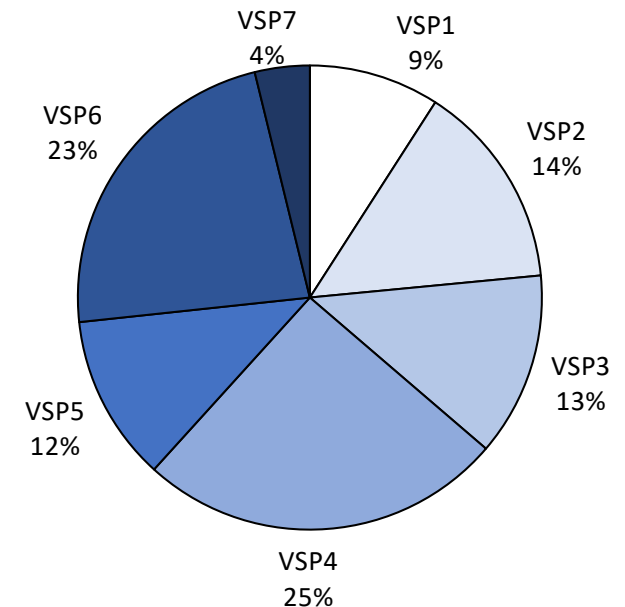
Where the Drugs Are

Distribution of Methamphetamine Cases Submitted to DFS, CY2023

Statewide, the rate of meth submissions in 2023 was 110.0 per 100,000 population.



2023 Methamphetamine Submissions
Across Virginia State Police (VSP) Divisions

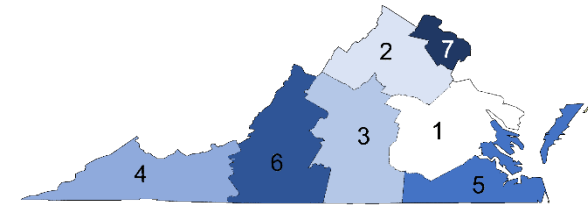
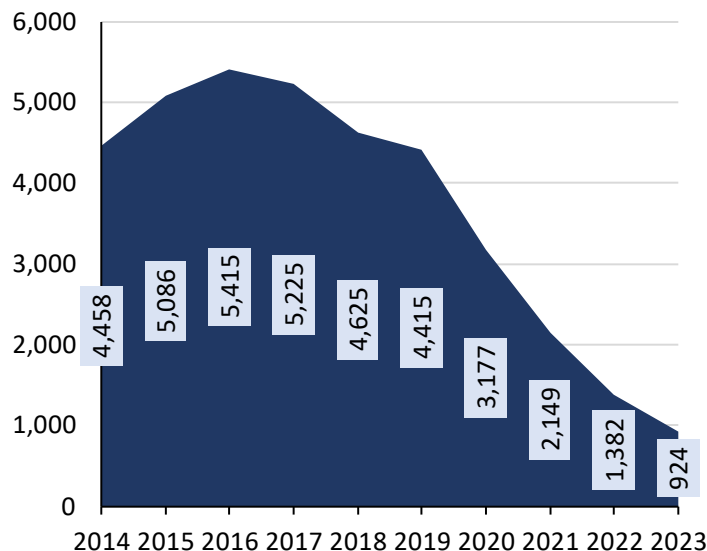


Where the Drugs Are

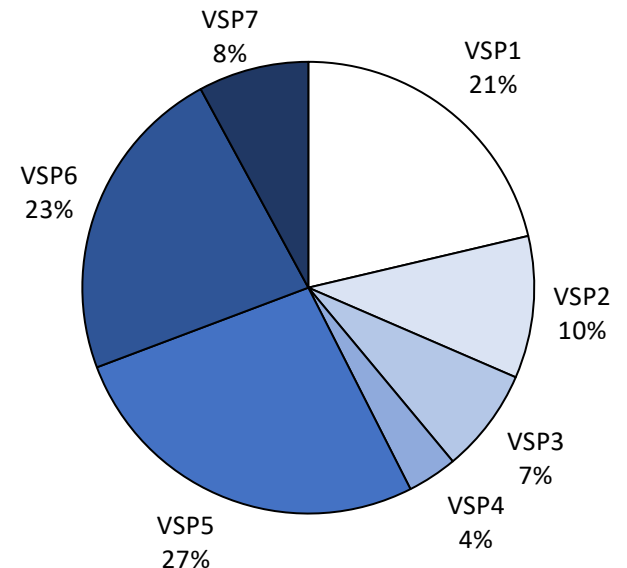
Distribution of Heroin Cases Submitted to DFS, CY2023

Statewide, the rate of heroin submissions in 2023 was 10.6 per 100,000 population.

Heroin Submissions
CY2014-2023



2023 Heroin Submissions
Across Virginia State Police (VSP) Divisions

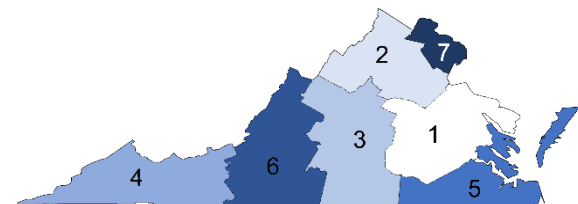
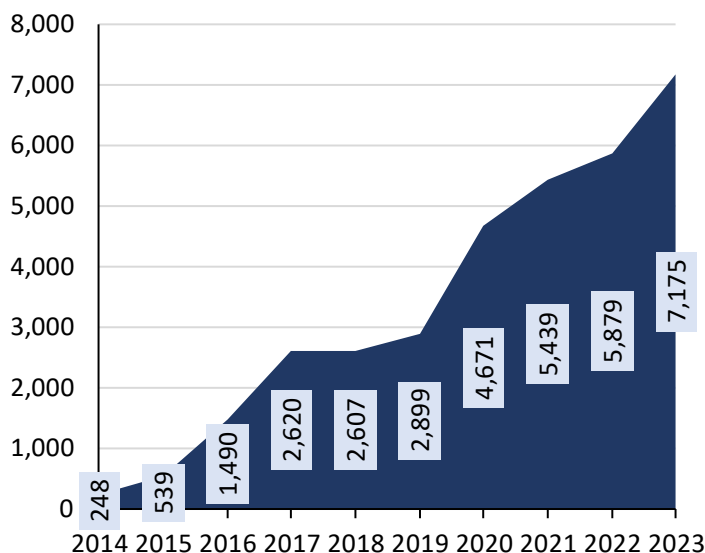


Where the Drugs Are

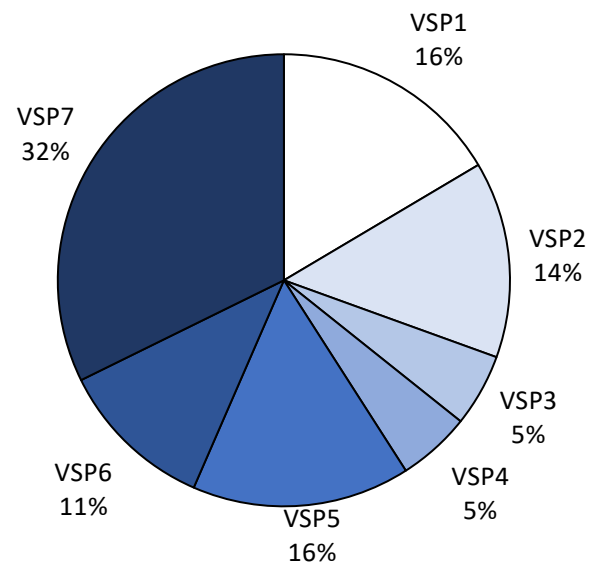
Distribution of Illicit Synthetic Opioid Cases (Primarily Fentanyl)
Submitted to DFS, CY2023

***Statewide,
the rate of
illicit
synthetic
opioid
submissions
in 2023 was
82.2 per
100,000
population.***

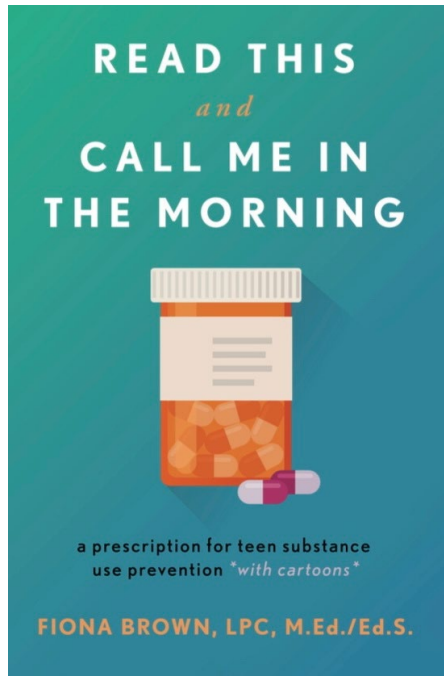
Illicit Synthetic Opioid Submissions
CY2014-2023



2023 Illicit Synthetic Opioid Submissions
Across Virginia State Police (VSP) Divisions



DRUG PREVENTION RESOURCES



- CDC's DASH <https://www.cdc.gov/healthyyouth/index.htm>
- Drug Enforcement Administration Fentanyl Awareness <https://www.dea.gov/fentanylawareness>
- Virginia's It Only Takes One <https://www.itonlytakesoneva.com>
- VA Foundation for Healthy Youth - Prevention Lessons <https://www.vfhy.org/prevention-lessons>
- National Fentanyl Awareness Day <https://www.fentanylawarenessday.org>
- Partnership to End Addiction <https://drugfree.org/prevention-and-early-action>
- SAMHSA's Talk. They Hear You <https://www.samhsa.gov/talk-they-hear-you>
- SAMHSA Student Assistance Program Administrator's Guide <https://store.samhsa.gov/sites/default/files/d7/priv/pep19-03-01-001.pdf>
- Song for Charlie <https://songforcharlie.org>

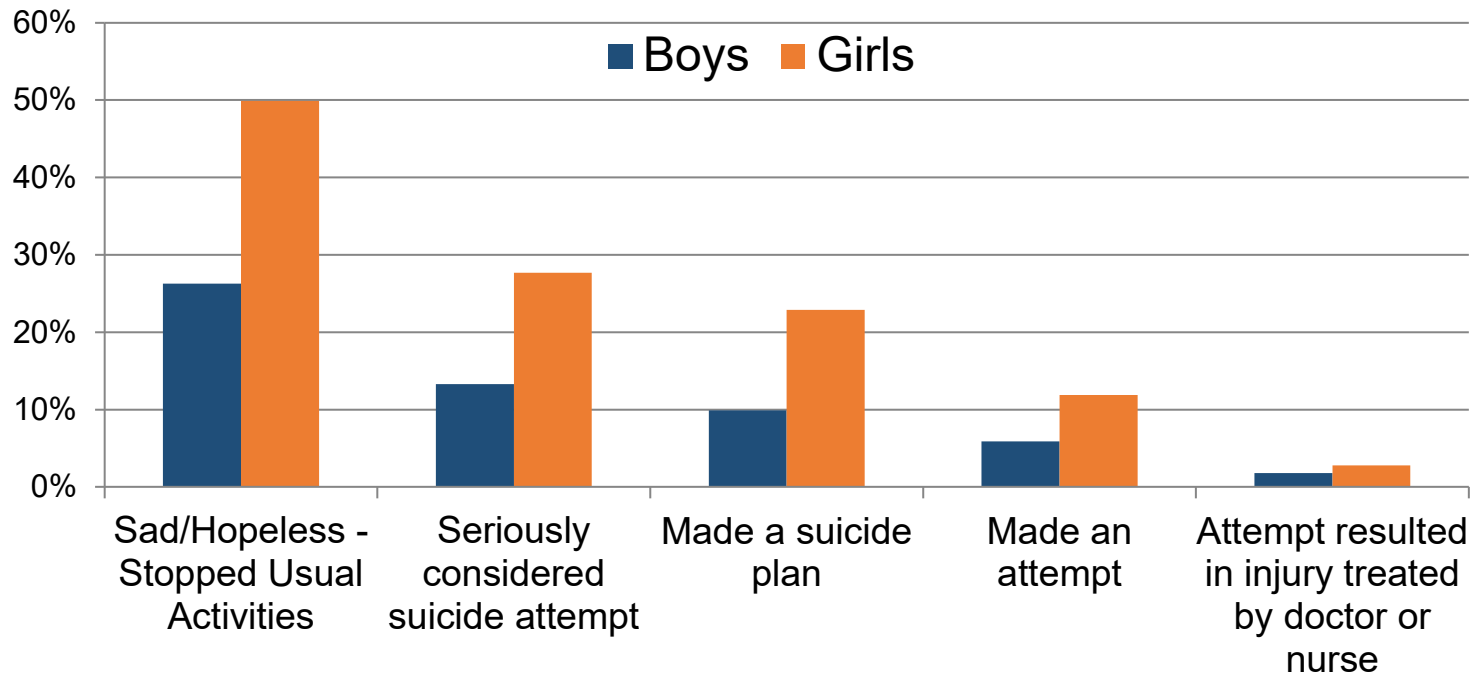
Depression & Suicide – Virginia Teens

Percentage of Students Grade 9–12 Who Reported Suicidal Thoughts in the Past year, 2021 Virginia Youth Survey

Virginia Youth Survey,
2021...

21% of 9–12th
graders seriously
considered suicide in
past 12 months

9% made an
attempt



- Gap between boys and girls narrows as they progress further toward suicide.
- Almost twice the percentage of girls *seriously considered* suicide compared with boys,
but 67% of Virginians under 18 who committed suicide in 2021 were male.

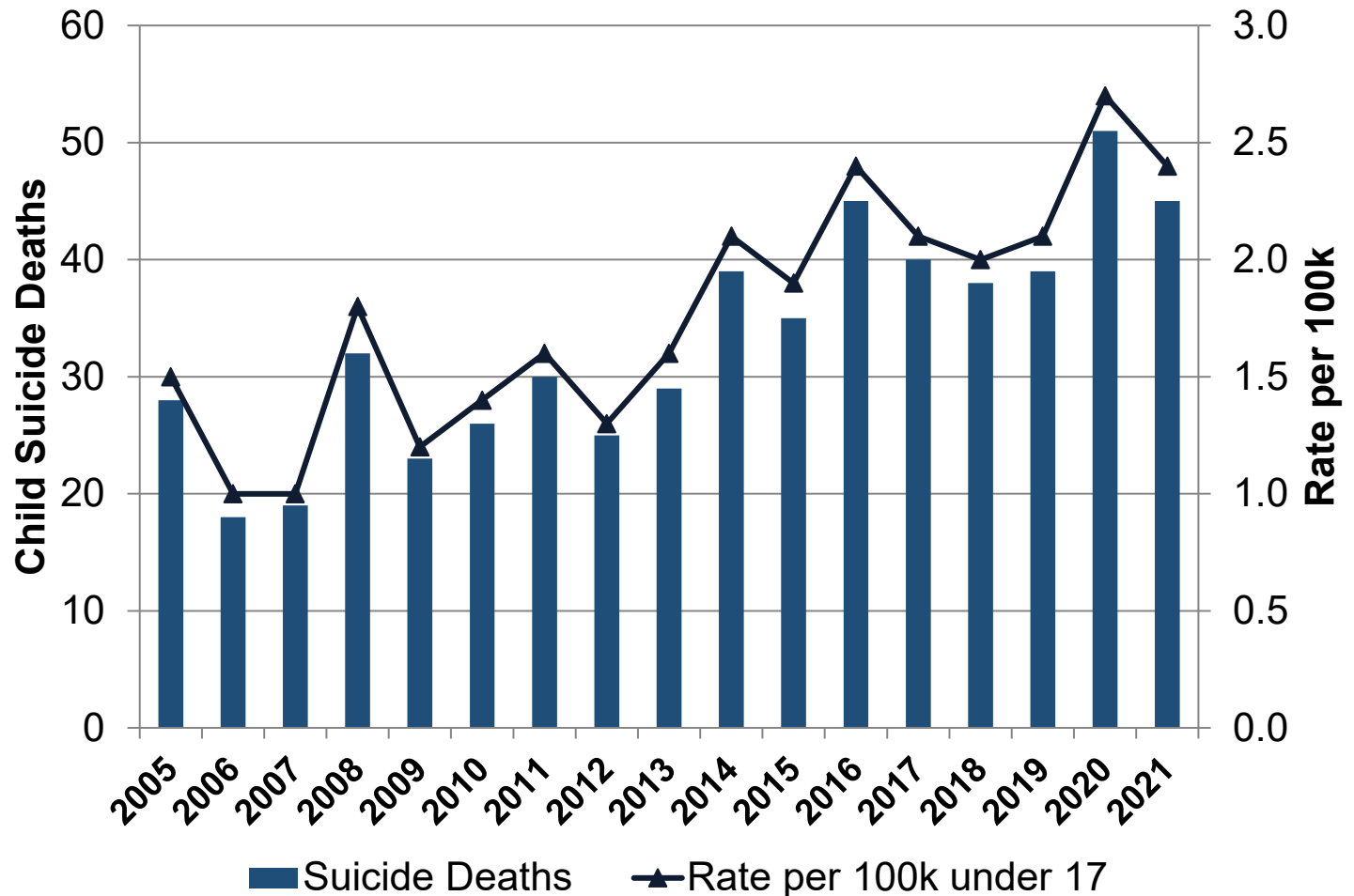
Deaths by Suicide, Under 18

Calendar Year 2005–2020

Between 2018 and 2020...

The child suicide rate
increased **35%**

but then **dropped**
11%
in 2021



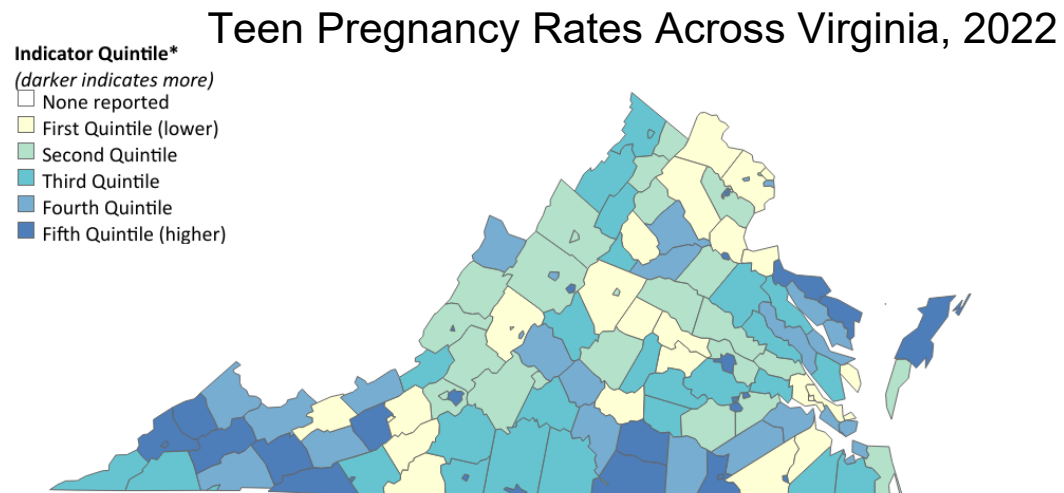
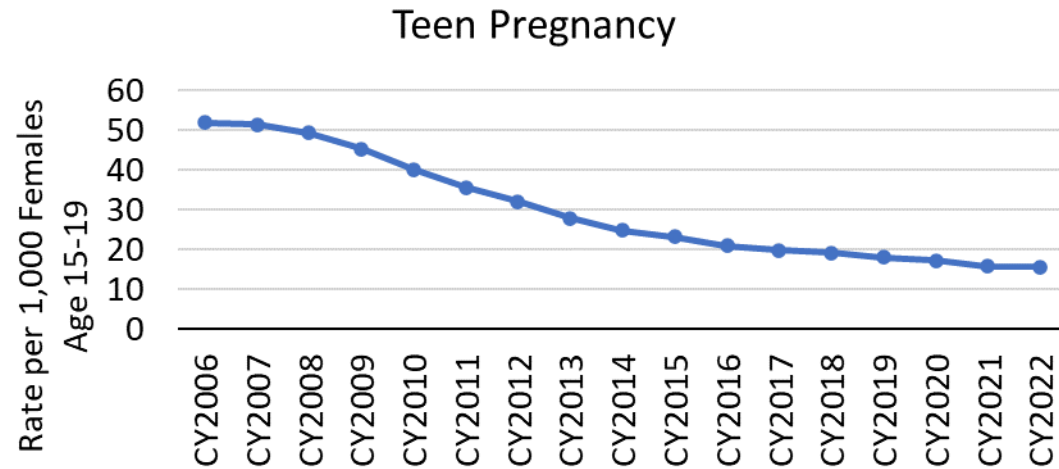
Teen Pregnancy

Rate per 1,000 Females Age 15–19, CY2006–2022

Between 2006 and 2022...

Pregnancy rate for teens age 15-19 dropped

70%



Violent Index Crime Rates by Area

Rate of Violent Crimes Per 100,000 Population, by Locality



The statewide total violent crime *rate* increased by 20% from 2013 to 2022, from a rate of 197.4 violent crimes per 100,000 population in 2013 to 237.7 in 2022.

Property Index Crime Rates by Area

Rate of Property Crimes Per 100,000 Population, by Locality



The total property crime rate decreased by 16% over the decade, with 2,074.6 property crimes per 100,000 total population reported in 2013, and 1,732.4 in 2022.



THANK YOU

Let's do this again soon!

How to Access Evaluations?



- The School Safety Executive Forum **evaluation** will be accessible via the QR code located on page 3 of the agenda. Evaluation will open on **July 29, 2024 at 3:30 pm** and will close on **August 14, 2024.**