

Virginia Data

By State Police Division

July 2024



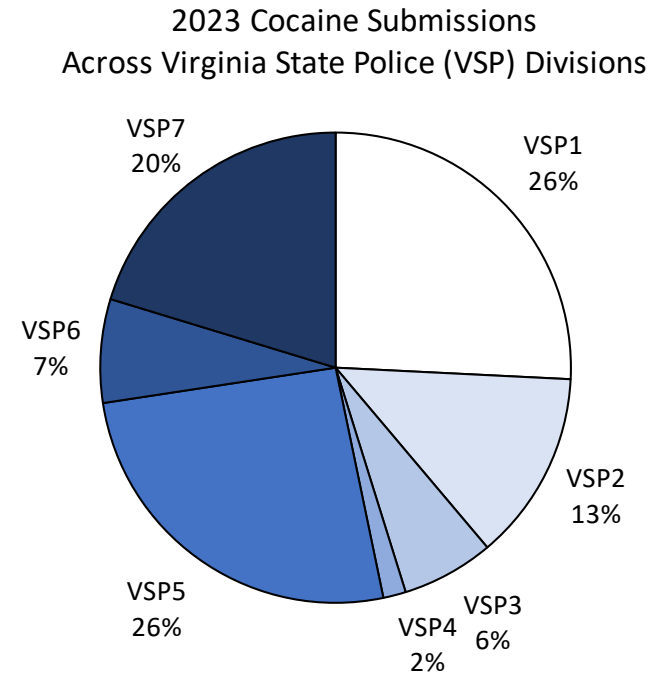
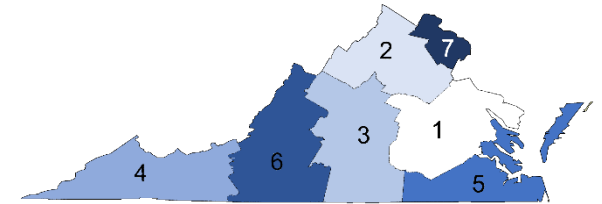
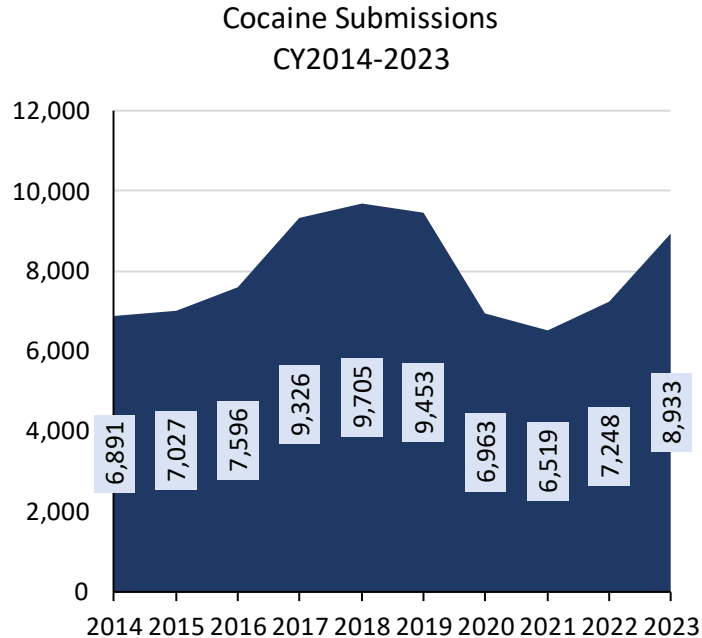
DCJS

Virginia Department of Criminal Justice Services

Where the Drugs Are

Distribution of Cocaine Cases Submitted to DFS, CY2021

Statewide, the rate of cocaine submissions in 2023 was 102.3 per 100,000 population.



Virginia State Police –

Divisions 4 and 6 (broadcastify.com)

Division 1 "Richmond"

Ch 1. 159.000 167.9

Ch 2. 158.985 127.3

Division 2 "Culpeper"

Ch 3. 159.165 127.3

Ch 11. 158.985 167.9

Division 3 "Appomattox"

Ch 5. 159.165 192.8

Ch 6. 159.135 192.8

Division 4 "Wytheville"

Ch 7. 159.000 127.3

Ch 8. 159.165 167.9

Division 5 "Chesapeake"

Ch 9. 159.165 146.2

Ch 10. 159.135 127.3

Division 6 "Salem"

Ch 11. 158.985 167.9

Ch 12. 159.000 127.3

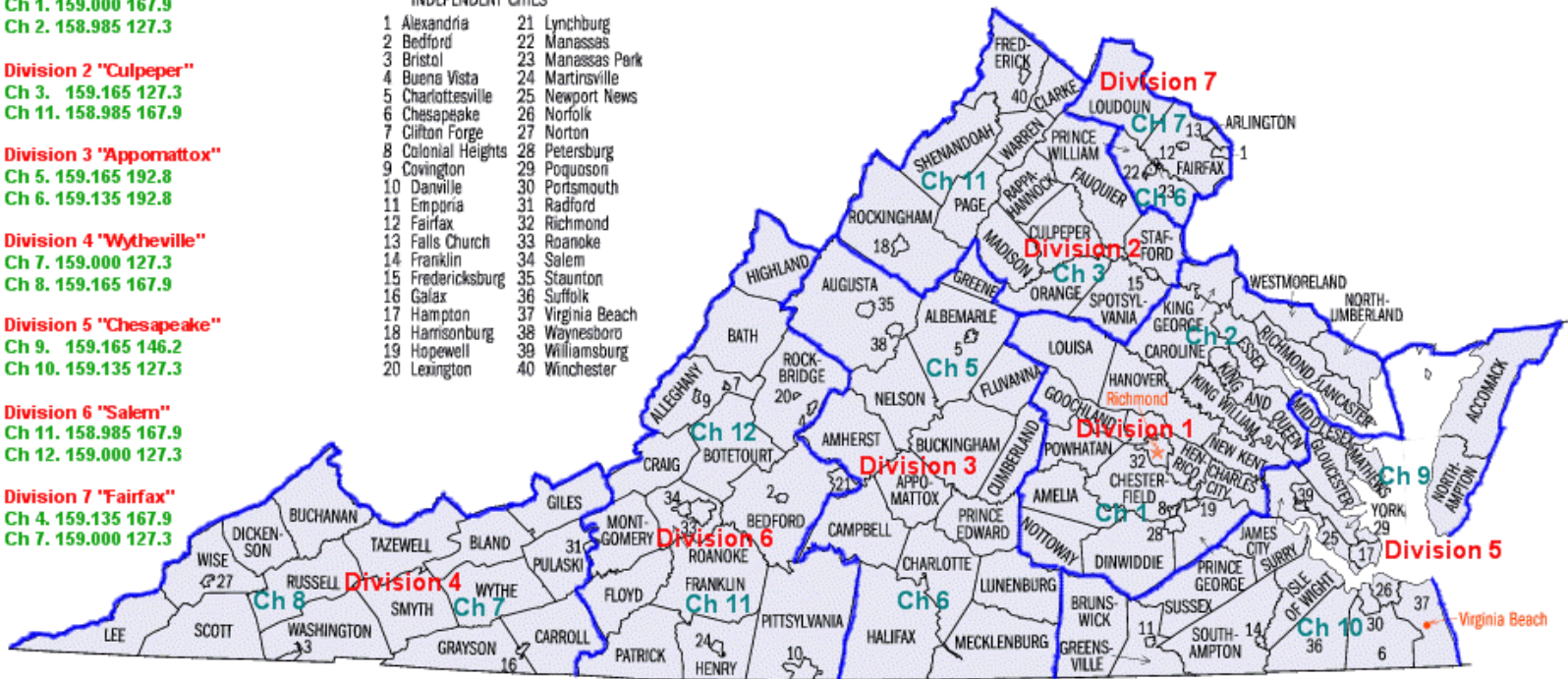
Division 7 "Fairfax"

Ch 4. 159.135 167.9

Ch 7. 159.000 127.3

INDEPENDENT CITIES

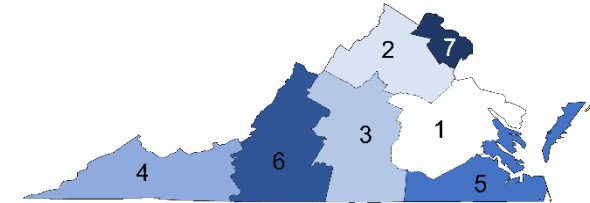
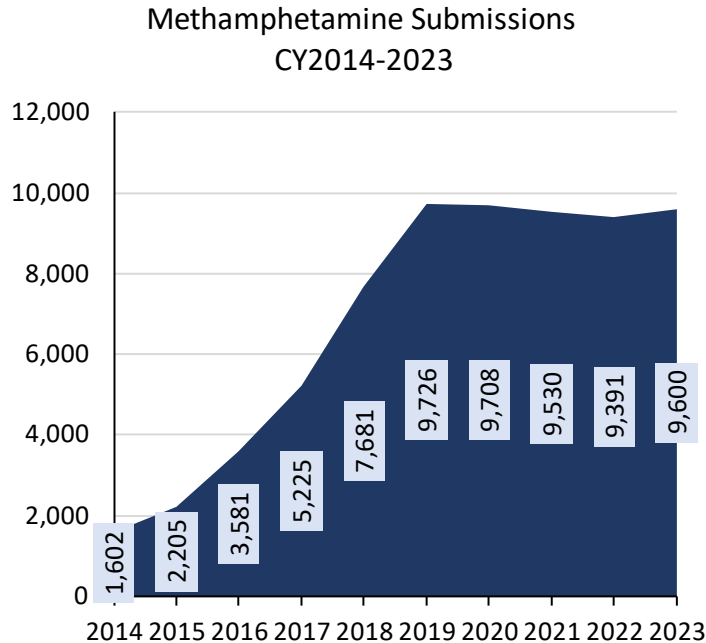
- | | |
|--------------------|-------------------|
| 1 Alexandria | 21 Lynchburg |
| 2 Bedford | 22 Manassas |
| 3 Bristol | 23 Manassas Park |
| 4 Buena Vista | 24 Martinsville |
| 5 Charlottesville | 25 Newport News |
| 6 Chesapeake | 26 Norfolk |
| 7 Clifton Forge | 27 Norton |
| 8 Colonial Heights | 28 Petersburg |
| 9 Covington | 29 Poquoson |
| 10 Danville | 30 Portsmouth |
| 11 Emporia | 31 Radford |
| 12 Fairfax | 32 Richmond |
| 13 Falls Church | 33 Roanoke |
| 14 Franklin | 34 Salem |
| 15 Fredericksburg | 35 Staunton |
| 16 Galax | 36 Suffolk |
| 17 Hampton | 37 Virginia Beach |
| 18 Harrisonburg | 38 Waynesboro |
| 19 Hopewell | 39 Williamsburg |
| 20 Lexington | 40 Winchester |



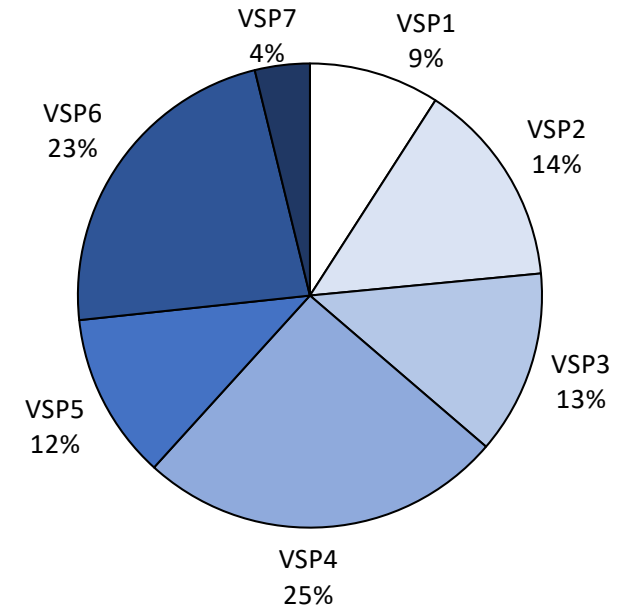
Where the Drugs Are

Distribution of Methamphetamine Cases Submitted to DFS, CY2023

Statewide, the rate of meth submissions in 2023 was 110.0 per 100,000 population.



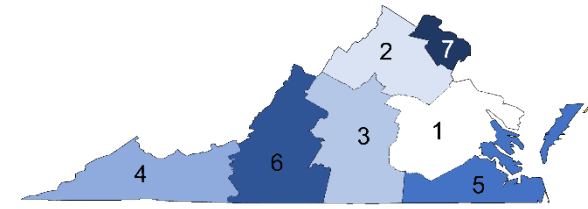
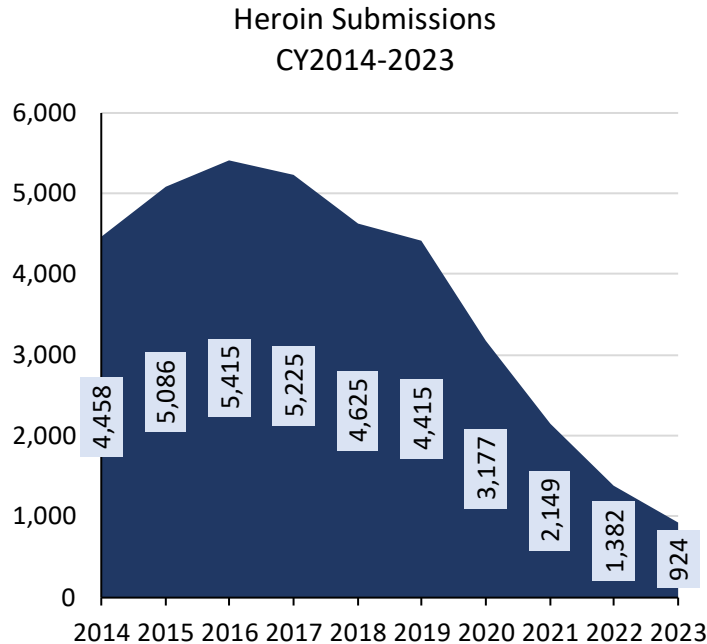
2023 Methamphetamine Submissions
Across Virginia State Police (VSP) Divisions



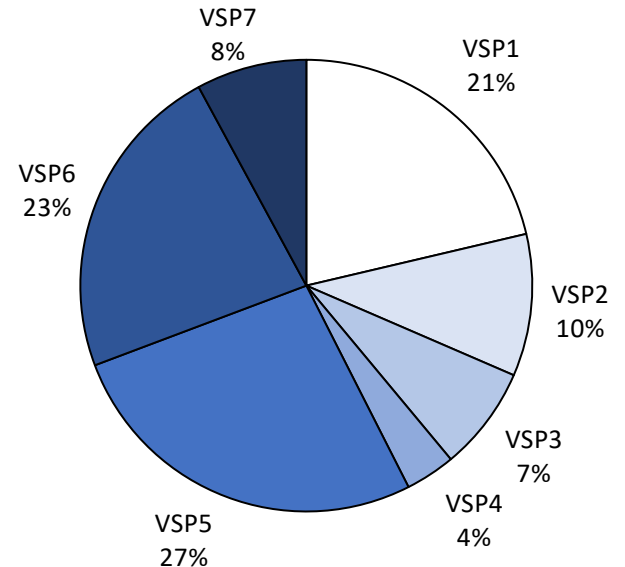
Where the Drugs Are

Distribution of Heroin Cases Submitted to DFS, CY2023

Statewide, the rate of heroin submissions in 2023 was 10.6 per 100,000 population.



2023 Heroin Submissions
Across Virginia State Police (VSP) Divisions

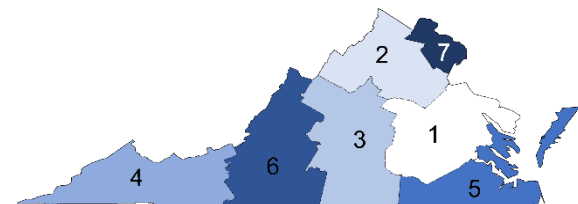
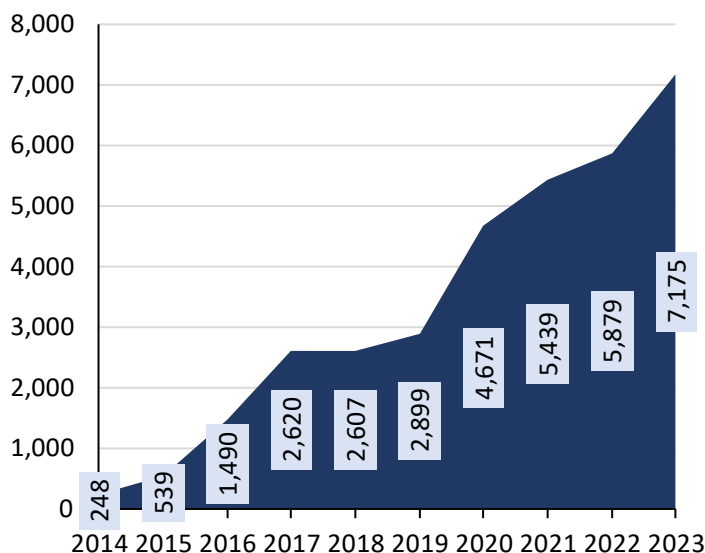


Where the Drugs Are

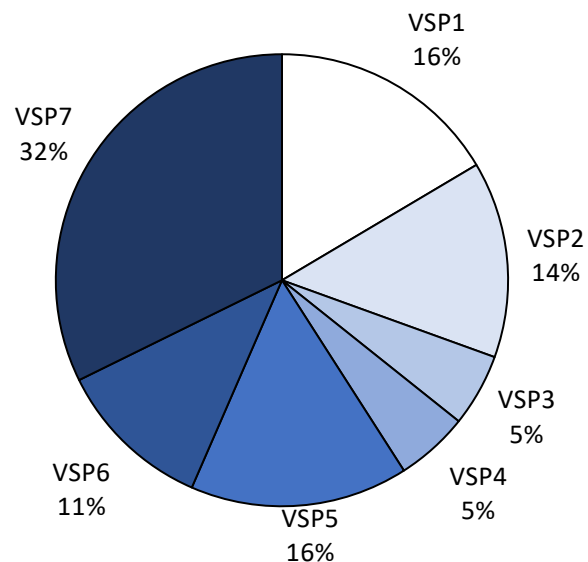
Distribution of Illicit Synthetic Opioid Cases (Primarily Fentanyl)
Submitted to DFS, CY2023

**Statewide,
the rate of
illicit
synthetic
opioid
submissions
in 2023 was
82.2 per
100,000
population.**

Illicit Synthetic Opioid Submissions
CY2014-2023



2023 Illicit Synthetic Opioid Submissions
Across Virginia State Police (VSP) Divisions



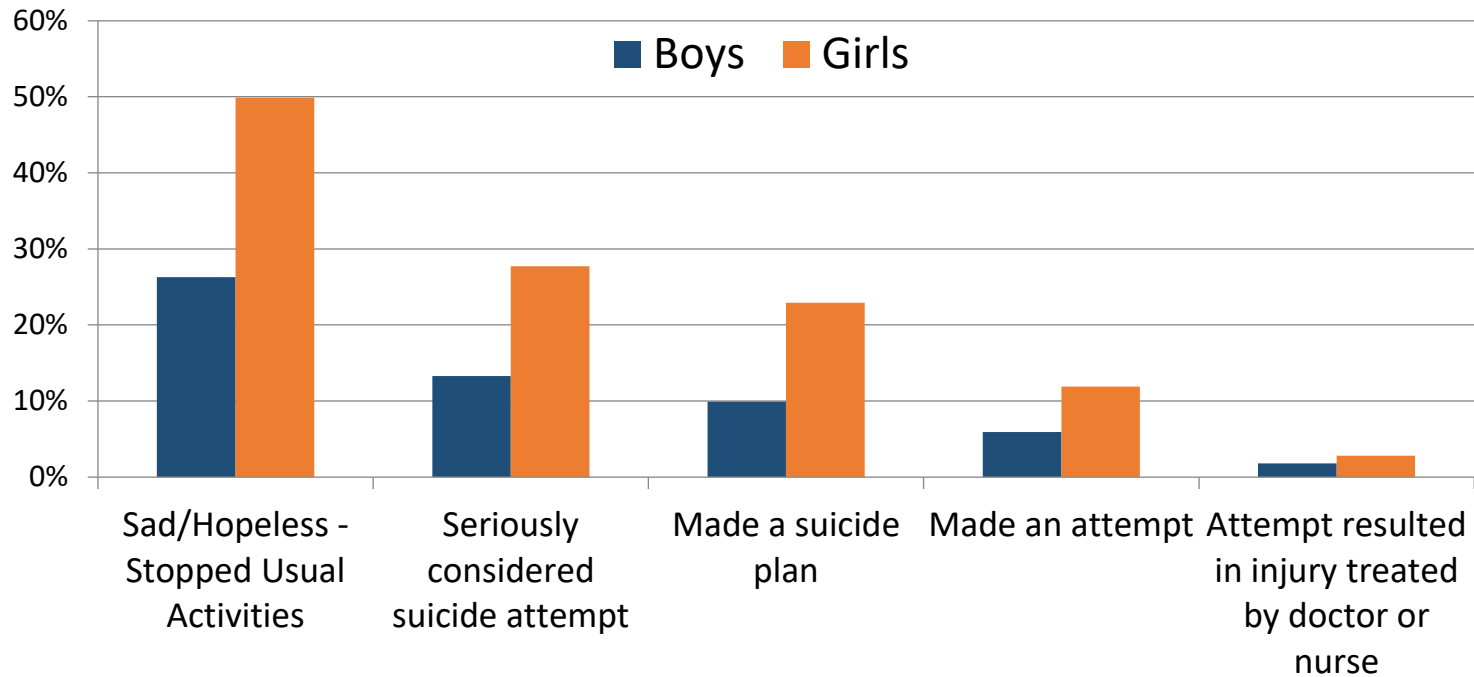
Depression & Suicide – Virginia Teens

Percentage of Students Grade 9–12 Who Reported Suicidal Thoughts in the Past year, 2021 Virginia Youth Survey

Virginia Youth Survey, 2021...

21% of 9–12th graders seriously considered suicide in past 12 months

9% made an attempt



- Gap between boys and girls narrows as they progress further toward suicide.
- Almost twice the percentage of girls *seriously considered* suicide compared with boys, **but** 67% of Virginians under 18 who committed suicide in 2021 were male.

Deaths by Suicide, Under 18

Calendar Year 2005–2020

Between 2018 and 2020...

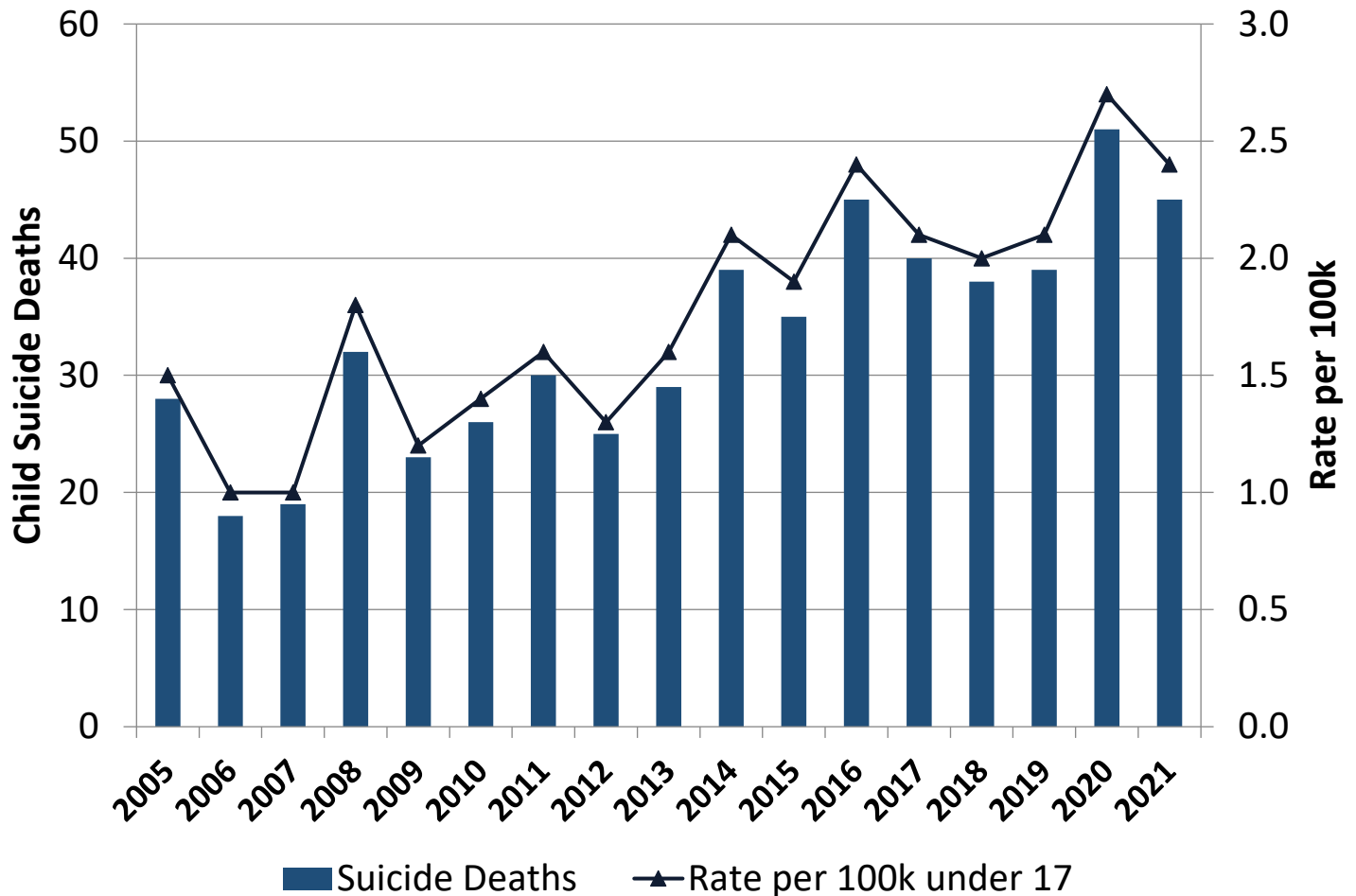
The child suicide rate *increased*

35%

but then *dropped*

11%

in 2021



Teen Pregnancy

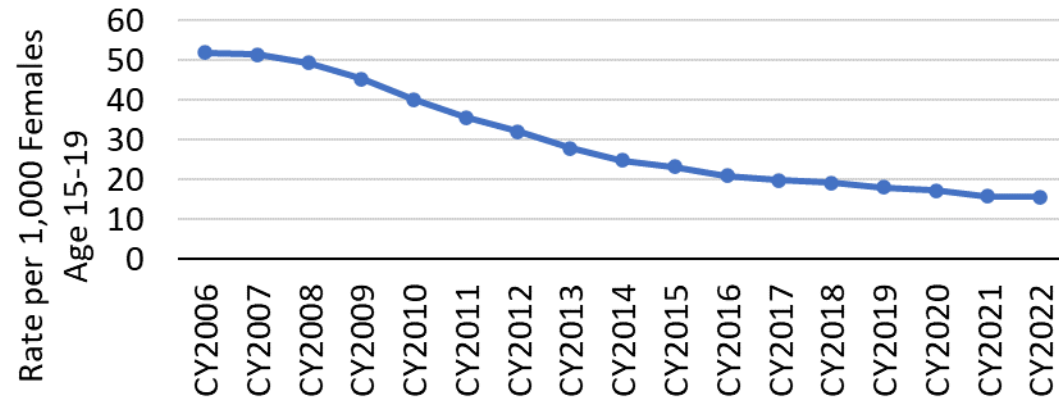
Rate per 1,000 Females Age 15–19, CY2006–2022

Between 2006 and 2022...

Pregnancy rate for teens age 15-19 dropped

70%

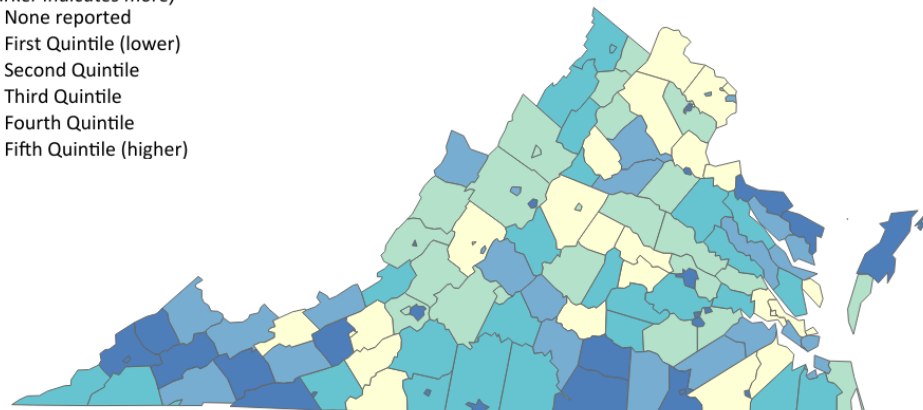
Teen Pregnancy



Teen Pregnancy Rates Across Virginia, 2022

Indicator Quintile*
(darker indicates more)

- None reported
- First Quintile (lower)
- Second Quintile
- Third Quintile
- Fourth Quintile
- Fifth Quintile (higher)



Violent Index Crime Rates by Area

Rate of Violent Crimes Per 100,000 Population, by Locality



The statewide total violent crime *rate* increased by 20% from 2013 to 2022, from a rate of 197.4 violent crimes per 100,000 population in 2013 to 237.7 in 2022.

Property Index Crime Rates by Area

Rate of Property Crimes Per 100,000 Population, by Locality



The total property crime rate decreased by 16% over the decade, with 2,074.6 property crimes per 100,000 total population reported in 2013, and 1,732.4 in 2022.



Virginia Department of Criminal Justice Services
www.dcjs.virginia.gov