


REMS TA Center:
An Overview of Emergency Management Resources for K-12 Stakeholders


2016 Virginia School and Campus Safety Training Forum

Presented by: Akshay Jakatdar




Presentation Overview

- Guidance on K-12 Emergency Management
- REMS TA Center Resources and Services
- EOP ASSIST 2.0 Software
- EOP ASSIST Interactive Workbook
- Connect With the REMS TA Center




What is the REMS TA Center?



A hub of information and services supporting the development of high-quality emergency operations plans (EOPs) and comprehensive emergency management planning efforts!

Phone: (855) 781-REMS [7367]
Email: info@remstacenter.org
Web: <http://rems.ed.gov>
Twitter: @remstacenter



Who does the REMS TA Center serve?

- Schools, school districts, and local education agencies (including K-12, public, non-public, and private);
- Institutions of higher education (IHEs) (including community colleges, universities, and technical schools);
- State education agencies;
- Community partners (e.g., law enforcement and public safety, health and mental health agencies);
- Current or former Office of Safe and Healthy Students (OSHS) grantees (e.g., ERCM, REMS, EMHE);
- Other stakeholders in K-12 or IHE emergency management (e.g., families, non-profit organizations).



EOP Guidance

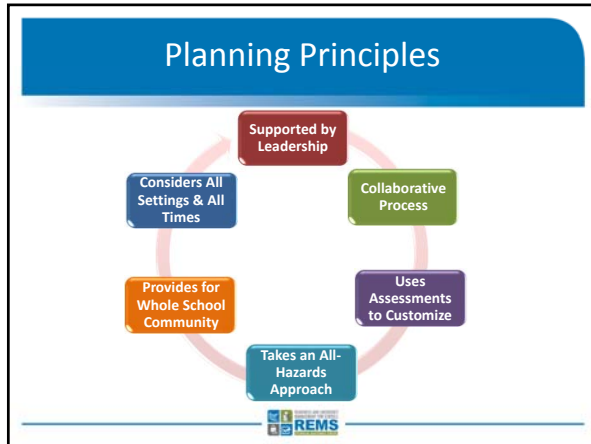
- Released by the White House on June 18, 2013
- First joint product of ED, DHS, FEMA, DOJ, FBI, and HHS

- <http://rems.ed.gov>
- Download the full *Guides*
- Click through "At-a-Glance" versions in html
- Access topic-specific resources

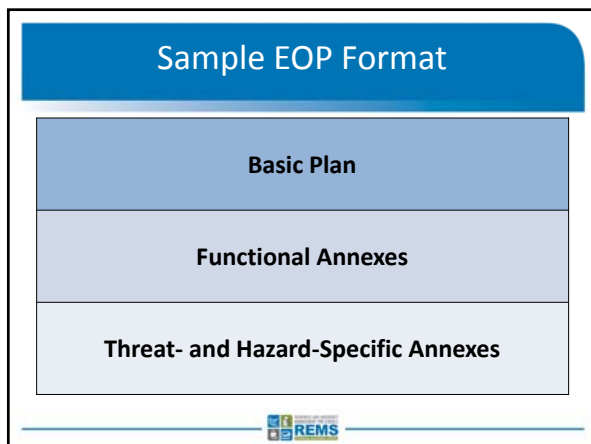


Five Preparedness Missions










Presentation Overview



- Guidance on K-12 Emergency Management
- REMS TA Center Resources and Services
- EOP ASSIST 2.0 Software
- EOP ASSIST Interactive Workbook
- Connect With the REMS TA Center




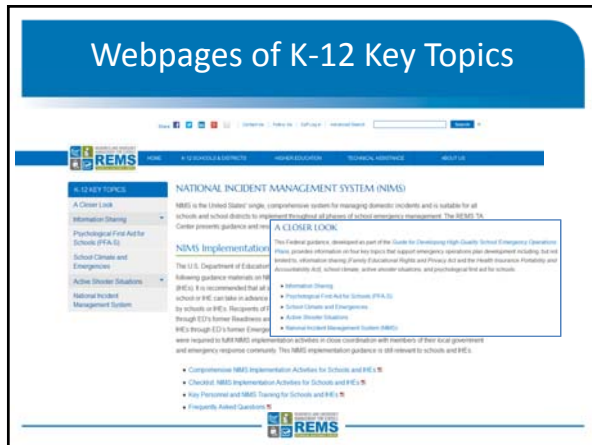
http://rems.ed.gov

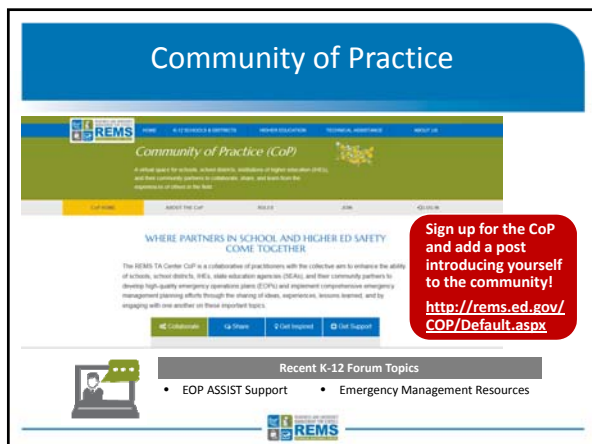



The School Guide: PDF or HTML







Resources

- Specialized Training Packages
- Keeping Students and Staff Safe from Infectious Diseases
- State Emergency Management Resources
- Publications
- Creative Materials
- America's PrepareAthon!
- Great ShakeOut Earthquake Drill

Specialized Training Packages

- Overview of the Six-Step Planning Process
- Large Event Planning
- Infectious Disease Planning
- Continuity of Operations Planning
- Developing a Food Contamination Annex
- Responding to Bereavement and Loss
- Integrating the Needs of Students and Staff with Disabilities and Other Access and Functional Needs

State Emergency Management Resources

Share your state resources to the map infographic by emailing info@remstacenter.org! <http://rems.ed.gov/StateResources.aspx>

Webinars

Recent Webinar Topics

- EOP ASSIST: Features, Functions, and Recent Enhancements
- Teen CERT: Enhancing School Emergency Management Through Youth Engagement and Preparedness
- Designing Safe Schools: Planning and Retrofitting for Safety in Education Facilities
- Integrating Human Trafficking with Emergency Operations Plans for K-12 Schools

Designing Safe Schools: Planning and Retrofitting for Safety in Education Facilities


08/20/16 Duration: 1 hour

Presented by: Linda Connelly, Director, Education Facilities Management and Safety, Virginia Institute for Public Safety, Virginia Commonwealth University

Full Session: To watch a video recording of the presentation, click [HERE](#).

Registering: [Register for this event](#)

Presented by: Linda Connelly, Director, Education Facilities Management and Safety, Virginia Institute for Public Safety, Virginia Commonwealth University




Trainings by Request

Developing Emergency Operations Plans (EOPs) K-12 101

- 4-hour Train-the-Educator
- 8-hour Train-the-Trainer

Resilience Strategies for Educators: Techniques for Self-Care and Peer Support

- 6-hour Train-the-Educator
- 8-hour Train-the-Trainer



Request TA

TECHNICAL ASSISTANCE

- Community of Practice
- Resources
- Tool Box
- Virtual Trainings
- EOP Interactive Tools
- Trainings By Request
- Request TA
- Grantee Center

REQUEST TECHNICAL ASSISTANCE

REMS TA Center staff are available via email or our toll-free phone line to respond to your direct requests for technical assistance on a variety of topics, from questions about registering for a webinar or scheduling a training event, to topical inquiries about new issues in emergency management.

How do I request Technical Assistance from the REMS TA Center?


Please complete and submit our [TA Request Form](#). We will respond within 2 business days of receipt.

Call our toll-free telephone number, 1-800-781-4E3MS (7367). Our hours of operation are Monday to Friday, 9:00 a.m. to 5:00 p.m., EST. If you are prompted to leave a voice message, we will respond within two business days of receipt.

REMS TA Center staff are available via email or our toll-free phone line to respond to your direct requests for technical assistance on a variety of topics, from questions about registering for a webinar or scheduling a training event, to topical inquiries about new issues in emergency management.

Sign up for our Mailing List!
If you would like to receive e-mail notifications regarding the availability of upcoming webinars, trainings, new information and other REMS TA Center events, send a notification request. We will let you know when new resources become available.

Share your Feedback!
We always welcome your input on the resources available on our website, and suggestions for additional resources you would find helpful. Drop us a note to share your feedback, or to let us know about a high-quality plan or plan component, novel or innovative practice, or a story of success learned from an actual emergency you would like to contribute to the field.



Grantee Corner

EOP Interactive Tools

REMS *Start evaluating your existing EOP against Federal recommendations in emergency management planning.* **EOP EVALUATE**

Audience: Individuals and planning teams at K-12 schools, school districts, and IHEs.

Purpose: Help schools, school districts, and IHEs *evaluate* an established EOP.

Output: Users are provided a downloadable report that may help identify areas where an existing EOP can be improved as it relates to the Federal guidance.

REMS

REMS *Start creating and revising your school EOP using the recommended Federal planning process.* **EOP ASSIST**

Audience: State agencies, individuals, and planning teams from K-12 schools and school districts.

Purpose: Create or update a school EOP according to the Federal six-step planning process using a software application.

Output: Users are provided a new or revised school EOP that is customized to address a range of threats and hazards.

REMS


Presentation Overview

- Guidance on K-12 Emergency Management
- REMS TA Center Resources and Services
- EOP ASSIST 2.0 Software
- EOP ASSIST Interactive Workbook
- Connect With the REMS TA Center

REMS

Introduction to EOP ASSIST


[Introduction to EOP ASSIST](#)




Overview of EOP ASSIST 2.0

Purpose: a school EOP generator that closely aligns with the latest Federal guidance:

- Leads users through the recommended six-step planning process
- Provides resources to support users through the process (to teach users the guidance)
- Generates a school EOP based on the Federal guidance




Please visit
<http://rems.ed.gov/EOPASSIST.aspx>



How Schools Can Benefit From EOP ASSIST 2.0

Increase School Capacity


- Improve school EOP.
- Share school EOP with reviewers through secure, web-accessible application.
- Collaborate and facilitate planning team meetings.

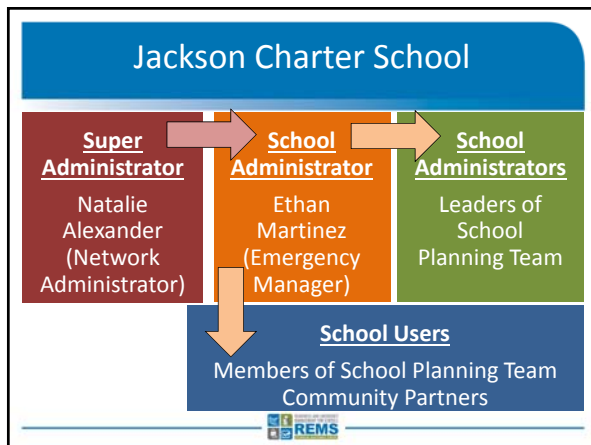


EOP ASSIST 2.0—A Downloadable Tool

Option for School District- or School-Level Hosting


- Districts and schools can download the application from REIMS Website, then host as an online tool on their respective servers.
- EOP data is private—the REIMS TA Center & OSHS cannot access EOP data.
- Local control over the security of EOP data.





An Overview of the Features and Functions of EOP ASSIST

[An Overview of the Features and Functions of EOP ASSIST](#)



EOP ASSIST 2.0 Features & Functions

Features	Functions
Planning Process	<ul style="list-style-type: none"> Prompts users through six steps to create a school EOP Includes a mix of guidance and forms for inputting plan content
MyEOP	<ul style="list-style-type: none"> Exports plan content into a Word document
Resource Toolkit	<ul style="list-style-type: none"> Resource side bar that supports users through the process of developing the tool
Calendar	<ul style="list-style-type: none"> Allows users to schedule and view meetings, reviews, and deadlines
Users	<ul style="list-style-type: none"> Grants and controls access to district- and school-level users Allows for easy district-wide EOP viewing
Slide-Out Menu	<ul style="list-style-type: none"> Navigation side bar that allows users to jump to any page within the planning process

Planning Process

Guidance

Forms


Prompts users through the recommended six steps to develop a high-quality school EOP.

My EOP

Traditional EOP format

Creating a School EOP With EOP ASSIST: A Focus on the Planning Process

[Creating a School EOP With EOP ASSIST: A Focus on the Planning Process](#)




How to Access & Install EOP ASSIST 2.0

Register → On REMS TA Center Website and receive an email with directions for downloading application files and manuals


Install → Files onto institution's server and make accessible via a link on the institution's Website

Use → Via institution's Website as a district-, or school-level practitioner



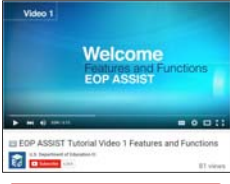
IT Specifications

Server Requirements	
Web Server Software	<ul style="list-style-type: none">• Apache Server (recommended)• IIS on Windows Server
Relational Database Management System	<ul style="list-style-type: none">• MySQL• Microsoft SQL Server
Scripting Language	<ul style="list-style-type: none">• PHP



EOP ASSIST 2.0 Resources

<http://rems.ed.gov/EOPASSIST.aspx>



Video 1
Welcome
Features and Functions
EOP ASSIST


EOP ASSIST Tutorial Video 1 Features and Functions

How To:
EOP ASSIST 2.0 Installation Manual
EOP ASSIST 2.0 User Manual
EOP ASSIST Video Tutorials
TA Center Help Desk: info@remstacenter.org;
1-855-781-REMS [7367]

Information Dissemination:
EOP ASSIST 2.0 Product Description
EOP ASSIST 2.0 PowerPoint Presentation


Networking:
EOP ASSIST Forum on Community of Practice


Check out our EOP ASSIST Video Tutorials in the Related Resources side bar!



Presentation Overview


- Guidance on K-12 Emergency Management
- REMS TA Center Resources and Services
- EOP ASSIST 2.0 Software
- EOP ASSIST Interactive Workbook
- Connect With the REMS TA Center





REMS
READYNESS AND EMERGENCY
MANAGEMENT FOR SCHOOLS

*Start creating and revising your school
EOP offline using the recommended
Federal planning process.*



EOP ASSIST
Interactive
Workbook


Audience: State agencies and individuals and planning teams from K-12 schools and school districts.

↓

Purpose: Create or update a school EOP according to the Federal six-step planning process using a low-tech tool.

↓

Output: Users are provided a new or revised school EOP that is customized to address a range of threats and hazards.




EOP ASSIST Interactive Workbook

Part A: Instructions

- Walks users through the six-step planning process.
- Provides instructions for completing Part B.
- States/districts may customize guidance included to align with state and local requirements.

Part B: Worksheets

- Users fill out worksheets according to Part A.
- Part B ultimately becomes the EOP.
- Users are provided with instructions on formatting the worksheets into a school EOP.
- States/districts may pre-populate required EOP information into the worksheets before disseminating to schools.



Technical Requirements

- **Part A: Instructions**—Provided as a PDF or Microsoft Word document
- **Part B: Worksheets**—Provided as a Microsoft Word document
- **Technical requirements:**
 - Microsoft Word
 - PDF Viewer

An Internet connection is not necessary for use

Presentation Overview

- Guidance on K-12 Emergency Management
- REMS TA Center Resources and Services
- EOP ASSIST 2.0 Software
- EOP ASSIST Interactive Workbook
- Connect With the REMS TA Center

Connect With Us...Virtually



Via Social Media

- Follow us on Twitter @remstacenter.
- Share our Webpages with your social networks directly from the header of our Website!

Via Web Chats

- Sign up for our mailing list and follow us on Twitter to get announcements about Web Chats we host via our CoP and Twitter.
- Send ideas for Web Chat topics to info@remstacenter.org or tweet us @remstacenter and use the #REMSTACenterWebChat hashtag.

Share: [f](#) [t](#) [in](#) [s](#) | [Contact Us](#) | [Follow Us](#)



Connect With Us...Virtually

Register to Install the Emergency Management Virtual Toolkit

To install a copy of the Emergency Management Virtual Toolkit K-12 schools and school districts, please complete the registra need to enter information for all required fields (marked with a re you include, this letter will may be of service to you. After your receive an email from the REMS TA Center at info@remstacenter.org personnel at your state agency, school district, or school can receive the email and are not an IT professional, please forward your state agency, school district, or school.

Please note: To ensure that your school, school district, or state updates to this application, it is recommended that you include below:



First Name

Last Name

Title

Name of Organization

Quickly and easily promote the dissemination of current and consistent information on school emergency management at the state level!

Connect With Us...in Person

Via Participation in Local Events

- Hosting a local conference or forum and seeking panelists or presenters?
- Email us at info@remstacenter.org with details about the event, including the date, time, target audience, and purpose.


Via Participation in National Events

- Visit our booth at select emergency management conferences across the nation.
- Visit our site, follow us on Twitter, and/or join the CoP to get up-to-date details on where we will be and when!






Further Information



Phone: (855) REMS [7367]
Email: info@remstacenter.org
Web: <http://rems.ed.gov>


Join the Community of Practice

Get the *School Guide*

Access Virtual Trainings

Host a Training by Request

Follow the TA Center on Twitter: @remstacenter





THANK YOU!!!