



COMMONWEALTH of VIRGINIA

Department of Criminal Justice Services

The Honorable Jackson H. Miller
Director

Tracy Louise Winn Banks, Esq.
Chief Deputy Director

Washington Building
1100 Bank Street
Richmond, Virginia 23219
(804) 786-4000
www.dcjs.virginia.gov

February 23, 2023

The Honorable Glenn Youngkin
Governor of Virginia
Patrick Henry Building
1111 East Broad Street
Richmond, VA 23219

The Honorable Janet D. Howell
Co-Chairman, Senate Finance and
Appropriations Committee
Pocahontas Building, 14th Floor
900 East Main Street
Richmond, VA 23219

The Honorable George L. Barker
Co-Chairman, Senate Finance and
Appropriations Committee
Pocahontas Building
900 East Main Street
Richmond, VA 23219

The Honorable Barry D. Knight
Chairman, House Appropriations Committee
Pocahontas Building
900 East Main Street
Richmond, Virginia 23219

Report on Pretrial Services Agencies

On behalf of the Secretary of Public Safety and Homeland Security, attached please find the **Report on Pretrial Services Agencies** in accordance with §19.2-152.7 of the *Code of Virginia*.

If you have any questions, please reach out to Ken Rose, Criminal Justice Program Coordinator, Division of Programs and Services/Adult Services, at kenneth.rose@dcjs.virginia.gov or (804) 225-4329.

Sincerely,

A handwritten signature in black ink, appearing to read "Jackson H. Miller".

Jackson H. Miller
Director

Report on Pretrial Services Agencies FY2022



Virginia Department of Criminal Justice Services
1100 Bank Street, Richmond, Virginia 23219
www.dcjs.virginia.gov

December 2022

Table of Contents

| | |
|---|----|
| Table of Contents | i |
| Preface | ii |
| Introduction..... | 1 |
| Pretrial Services Funding – FY2022..... | 3 |
| Pretrial Services Data Summary – FY2022 | 5 |
| Pretrial Services Investigations..... | 5 |
| Pretrial Services Investigations: Demographics by Risk Level | 5 |
| Pretrial Services Supervision Placements | 8 |
| Pretrial Services Supervision Placements: Average Daily Caseload..... | 8 |
| Pretrial Services Supervision Placements: Average Length of Supervision | 9 |
| Pretrial Services Supervision Placements: Risk Level..... | 9 |
| Pretrial Services Supervision Placements: Bond Type | 10 |
| Pretrial Services Supervision Placements: Demographics by Race and Gender | 10 |
| Pretrial Services Supervision Placements: Supervision Outcomes..... | 12 |
| Pretrial Services Agency Compliance..... | 13 |
| Appendix A: Pretrial Services Agency Funding | 14 |
| Appendix B: Pretrial Services Agency Data Summary..... | 18 |

Preface

Section 19.2-152.7 of the *Code of Virginia* requires the Virginia Department of Criminal Justice Services (DCJS) to:

Report annually on or before December 31 to the Governor and the General Assembly on the performance of each pretrial services agency, to include (i) the total amount of funding received by that agency; (ii) the number of investigations conducted by that agency; (iii) the number of defendants placed on pretrial supervision with that agency; (iv) the average daily caseload of that agency; (v) the appearance, public safety, and compliance rates of defendants placed on pretrial supervision with that agency; and (vi) a determination of whether that agency is in substantial compliance with all grant conditions and standards prescribed by the Department pursuant to § 19.2-152.3. If an agency is not in substantial compliance with all grant conditions and standards prescribed by the Department pursuant to § 19.2-152.3, that agency and the Department shall develop a plan and identify a timeframe to achieve compliance. A copy of that plan of compliance shall be included in the annual report. The Department shall ensure such report is available to the public.

Introduction

Localities in Virginia began receiving state funds for pretrial services in 1989, pursuant to authorizing language in the Appropriations Act. This was in response to the findings of the 1989 Commission on Prison and Jail Overcrowding study to develop strategies to improve policies and practices to safely reduce incarceration rates in Virginia.¹ Among its findings, the Commission on Prison and Jail Overcrowding found that “half of the statewide jail population is awaiting trial or awaiting sentencing.” In turn, the Commission recommended that funding be provided to establish pretrial services agencies and to develop a risk assessment instrument for use by judicial officers. The purpose of pretrial services and use of a pretrial risk assessment instrument was intended to provide judicial officers with information to make release decisions at earlier decision points, to provide alternatives to jail to alleviate jail overcrowding, and to improve public safety.

Localities were authorized by statute in 1995 to establish pretrial services agencies with the passage of the Pretrial Services Act.² The purpose of the Pretrial Services Act is “to provide more effective protection of society by establishing pretrial services agencies to assist judicial officers in discharging their duties”³ related to determining pretrial release and detention. The Act states “such agencies are intended to provide better information and services for use by judicial officers in determining the risk to public safety and the assurance of appearance of persons ... other than an offense punishable as a Class 1 felony, who are pending trial or hearing.”⁴

The duties and responsibilities of pretrial services officers are detailed in § 19.2-152.4:3 of the *Code of Virginia*. Pretrial services officers are required to provide the following services:

1. Investigate and interview defendants arrested on state and local warrants and who are detained in jails located in jurisdictions served by the agency while awaiting a hearing before any court that is considering or reconsidering pretrial release, at initial appearance, advisement or arraignment, or at other subsequent hearings;
2. Present a pretrial investigation report with recommendations based on information from the pretrial investigation to assist courts in discharging their duties related to granting or reconsidering pretrial release;
3. Supervise and assist all defendants residing within the jurisdictions served and placed on pretrial supervision by any judicial officer within the jurisdictions by ensuring compliance with the terms and conditions of pretrial release;
4. Conduct random drug and alcohol tests on any defendant under supervision for whom a judicial officer has ordered testing or who has been required to refrain from excessive use of alcohol or use of any illegal drug or controlled substance or other defendant-specific condition of bail related to alcohol or substance abuse;
5. Seek a *capias* from any judicial officer pursuant to § 19.2-152.4:1 for any defendant placed under supervision or the custody of the agency who fails to comply with the conditions of bail or

¹ 1989 Commission on Prison and Jail Overcrowding Report

² *Code of Virginia* § 19.2-152.2 et seq.

³ *Code of Virginia* § 19.2-152.2

⁴ *Id.*

supervision, when continued liberty or noncompliance presents a risk of flight, a risk to public safety, or risk to the defendant;

6. Seek an order to show cause why the defendant should not be required to appear before the court in those cases requiring a subsequent hearing before the court;
7. Provide defendant-based information to assist any law-enforcement officer with the return to custody of defendants placed on supervision for which a *capias* has been sought; and
8. Keep such records and make such reports as required by the Commonwealth of Virginia Department of Criminal Justice Services.

There are currently 35 pretrial services agencies serving 115 of Virginia's 133 cities and counties. The Virginia pretrial services agencies operate under the authority of the Pretrial Services Act and are funded, in whole or part, by grant funds administered by the Virginia Department of Criminal Justice Services. Of the 35 pretrial services agencies, all but Arlington County are operationally situated within local community-based probation agencies. The primary role of local community-based probation agencies in Virginia is to monitor court ordered conditions of probation supervision and provide supervision services to probationers that would have been sent to jail.⁵ Agencies that provide both pretrial services and local community-based probation services have discretion with respect to dedicating staff resources to both types of services. Officers in some agencies are cross-trained and have taken the oath of office for both pretrial services and local community-based probation.

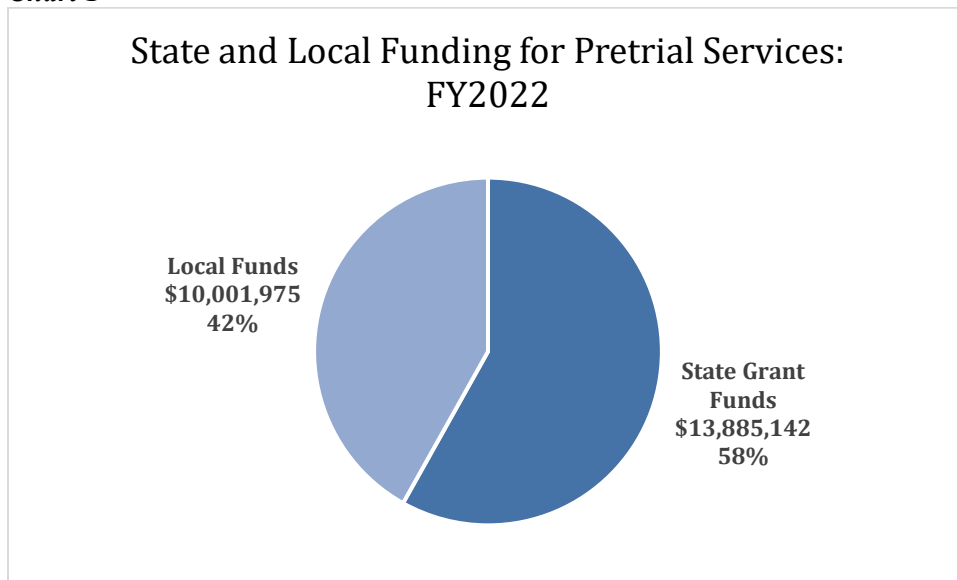
⁵ *Code of Virginia* §§ 9.1-173 et seq.

Pretrial Services Funding – FY2022

The 2021 Special Session 1, Appropriations Act (Item 406 C.1, D.1–2) directs DCJS to make discretionary grants to localities established pursuant to the Comprehensive Community Corrections Act (CCCA) for Local-Responsible Offenders⁶ and the Pretrial Services Act (PSA).⁷ Agency budgets reflect that in state fiscal year (FY) 2022, \$13,885,142 of state funds and \$10,001,975 of local funds were allocated to pretrial services operations for a total of \$23,887,117.

Chart 1 shows the distribution of state and local funds⁸ for pretrial services in FY2022. See Appendix A for funding details by agency.

Chart 1



Source: FY2022 itemized budgets submitted to DCJS from localities established under the CCCA/PSA

Of the total amount of state funds allocated to pretrial services agency operations in FY2022, 92% (\$12,754,256) were budgeted for personnel and 8% (\$1,137,587) for administrative and operational expenditures other than personnel. Of the total amount of local funds devoted to pretrial services agency operations in FY2022, 89% (\$8,908,506) were budgeted for personnel and 11% (\$1,092,760) for administrative and operational expenditures other than personnel. Looking at the state and local budgets combined, 91% (\$21,662,762) was budgeted for personnel and 9% (\$2,230,347) for administrative and operational expenditures other than personnel.

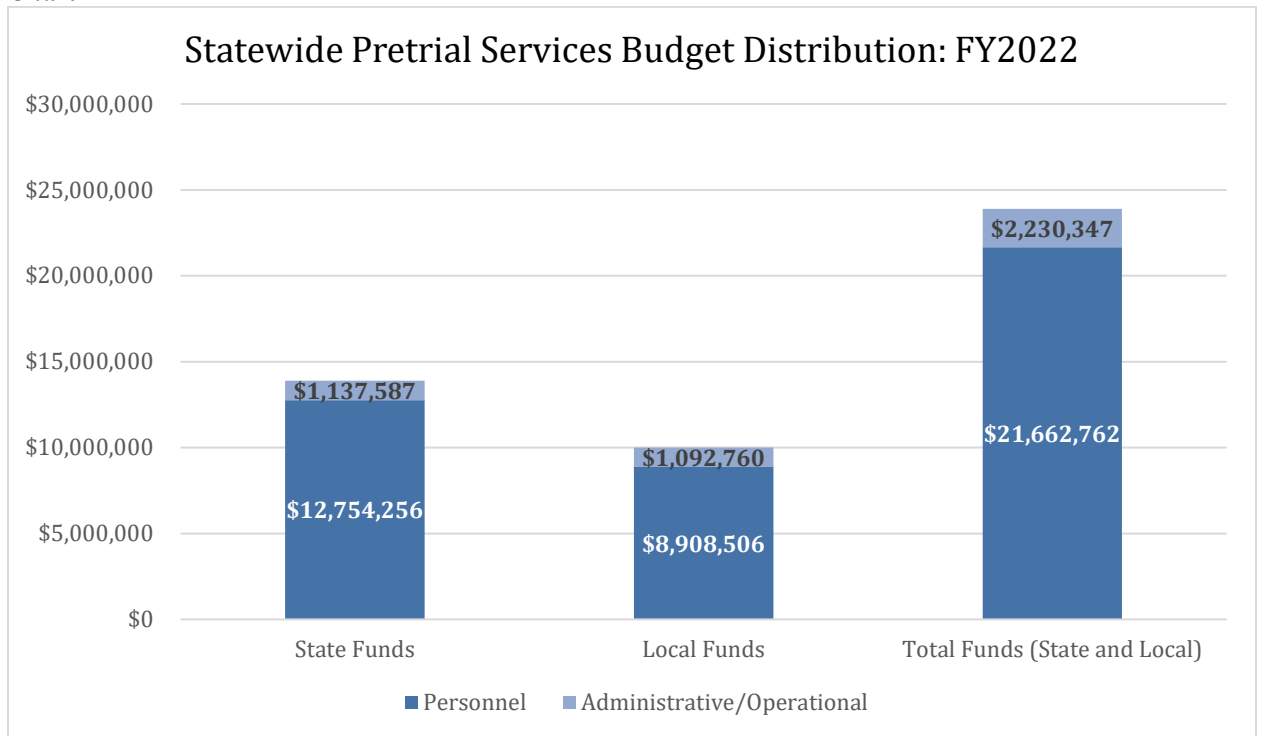
⁶ Code of Virginia §§ 9.1-173 et seq.

⁷ Code of Virginia §§ 19.2-152.2 et seq.

⁸ Local funds include cash and in-kind match as reported to DCJS from the localities.

Chart 2 shows the distribution of pretrial services budgets between personnel and administrative/operational expenditures in FY2022. See Appendix A for the itemized budget distribution for state and local funds for FY2022 by agency.

Chart 2



Source: Locality FY2022 itemized budgets

Pretrial Services Data Summary – FY2022

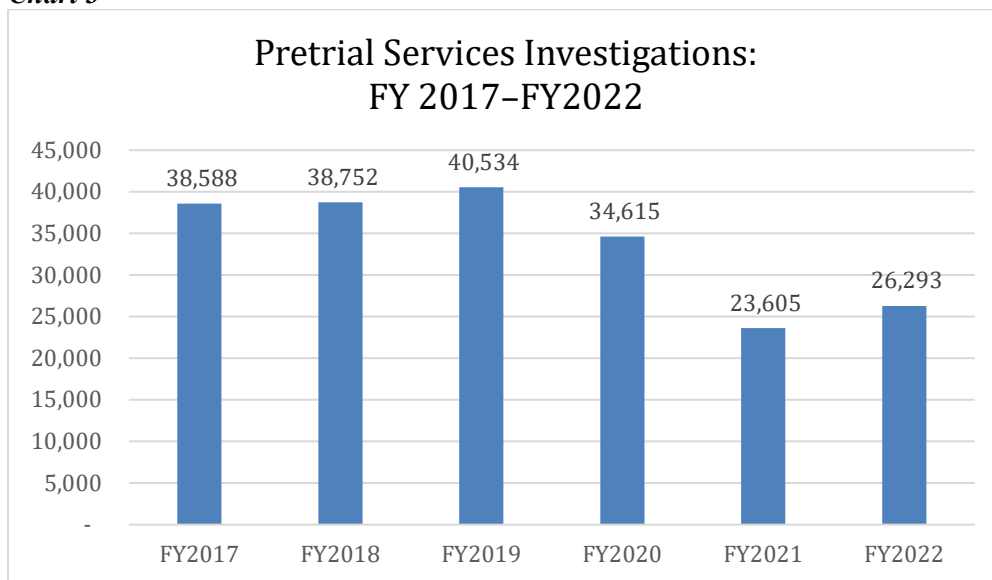
Pretrial Services Investigations

Pretrial services agencies are required by the *Code of Virginia* to conduct pretrial investigations.⁹ Pretrial investigation reports and risk assessments provide the judge with valuable information about defendants to assist in making risk-informed bail decisions at the first court appearance or subsequent bond hearings. Defendants eligible for pretrial investigation include anyone age 18 or over or persons under the age of 18 who have been transferred for trial as adults committed to a local or regional jail awaiting trial on a criminal offense that is punishable by a period of incarceration, other than an offense punishable as a Class 1 felony.¹⁰

Since FY2019, the decreased number of pretrial services investigations reflects the impact of COVID-19 and the barriers to accessing defendants held in the custody of a local or regional jail. As local and regional jails are adjusting their policies related to allowing pretrial services officers to enter jail facilities, we are observing an increase in the total number of investigations. It is anticipated that the number of pretrial services investigations will increase in FY2023.

During FY2022, pretrial services agencies completed 26,293 investigations, an increase of 2,688 investigations from FY2021.

Chart 3



Data Source: DCJS Pretrial Community Corrections (PTCC) Case Management System

Pretrial Services Investigations: Demographics by Risk Level

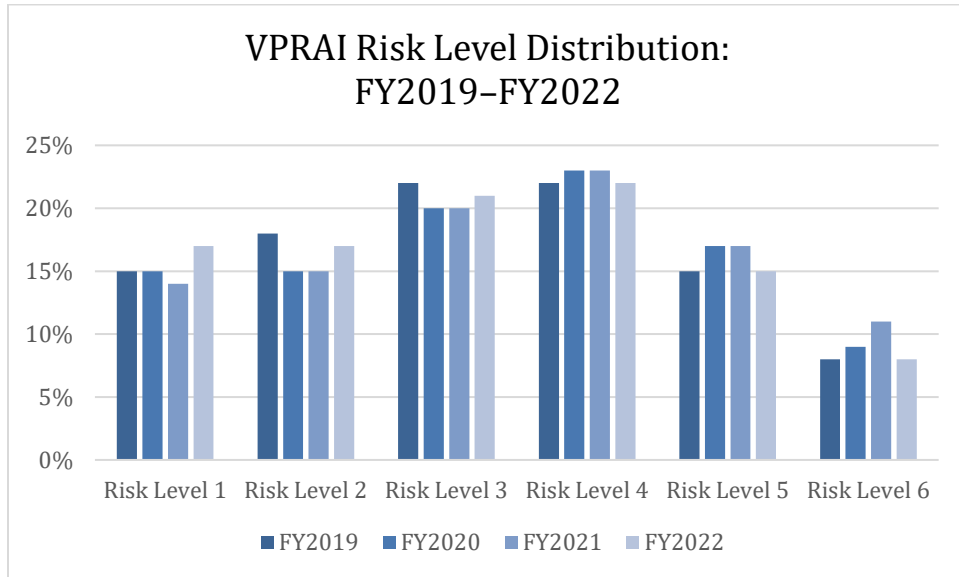
In FY2022, pretrial risk assessments were completed using the Virginia Pretrial Risk Assessment Instrument (VPRAI) as part of the pretrial services investigation. Individuals assessed in risk level 1 have the lowest risk of pretrial failure, whereas individuals assessed in risk level 6 have the highest risk of pretrial failure. For the purposes of the VPRAI risk levels, pretrial failure is measured by any failure to

⁹ *Code of Virginia* § 19.1-152.4:3(A)(1).

¹⁰ The 2021 Special Session 1, amended § 19.2-152.2 of the *Code of Virginia* by removing offenses punishable by death to offenses punishable as a Class 1 felony.

appear in court and/or new arrest for individuals who have been admitted to bail. Chart 4 compares the risk distribution for pretrial investigations for FY2019 to FY2022.¹¹

Chart 4

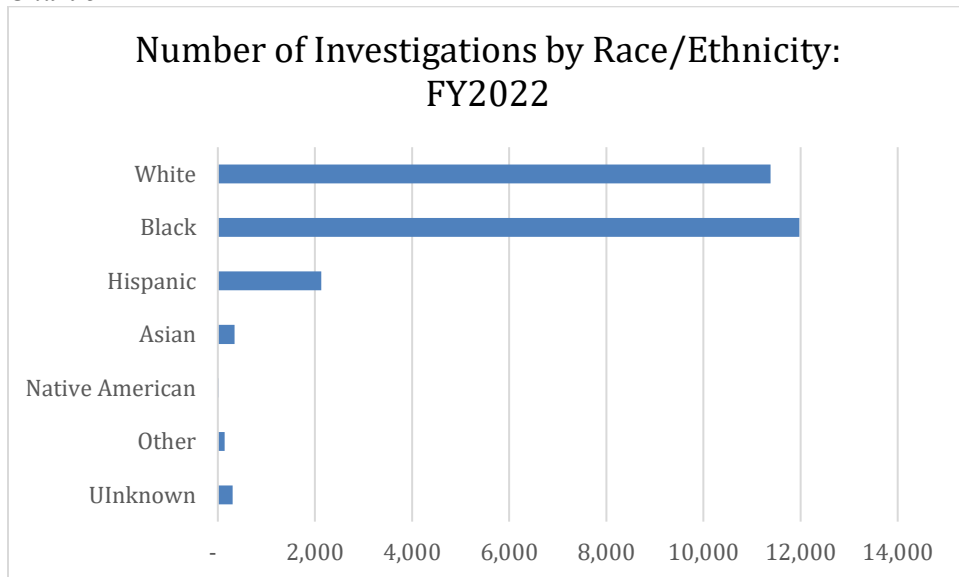


Data Source: DCJS Pretrial Community Corrections (PTCC) Case Management System

Pretrial Services Investigations: Demographics by Race and Gender

In FY2022, 46% (11,975) of all individuals investigated by a pretrial services agency were Black and 43% (11,382) were White. Chart 5 shows the numbers of all defendants investigated by a pretrial services agency in FY2022 by race and ethnicity.

Chart 5



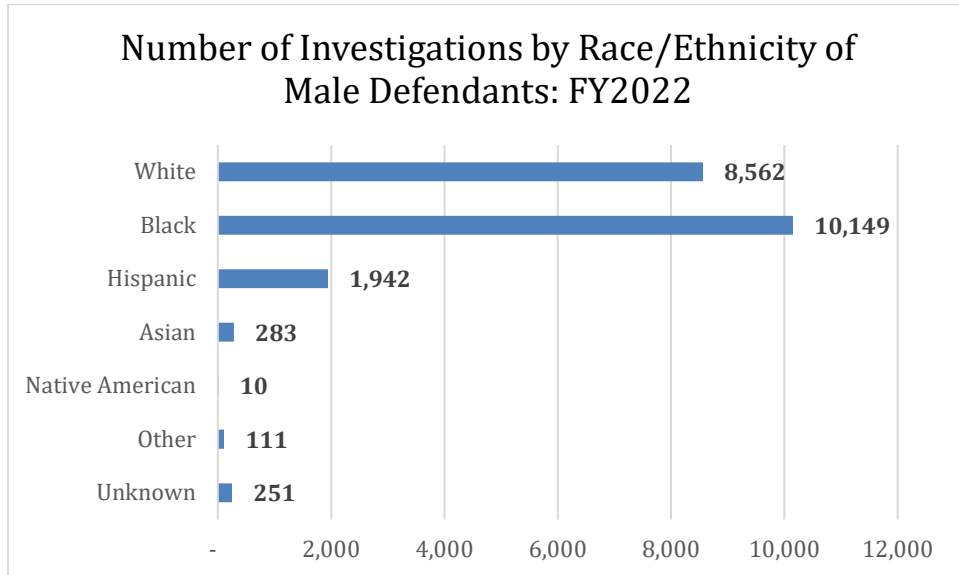
Data Source: DCJS Pretrial Community Corrections (PTCC) Case Management System

¹¹ FY2019 reflects the first full year of the implementation of the revised VPRAI.

Of all the individuals investigated by a pretrial services agency, 81% (21,308) were male and 19% (4,985) were female.

Of the 21,308 males investigated, 48% (10,149) were Black, and 40% (8,562) were White. Chart 6 shows the numbers of male defendants investigated by a pretrial services agency in FY2022 by race and ethnicity.

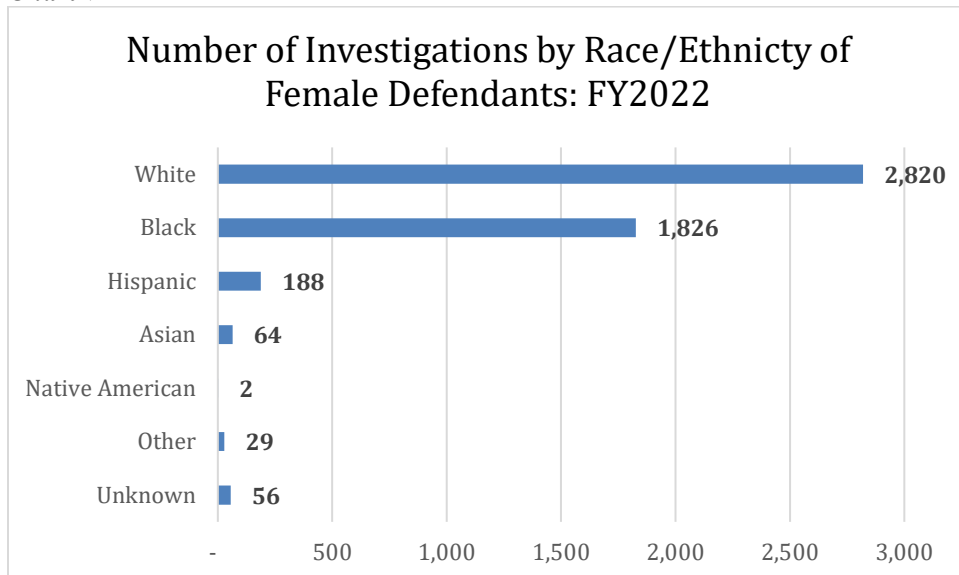
Chart 6



Data Source: DCJS Pretrial Community Corrections (PTCC) Case Management System

Of the 4,985 females investigated, 37% (1,826) were Black and 57% (2,820) were White. Chart 7 shows the numbers of female defendants investigated by a pretrial services agency in FY2022 by race and ethnicity.

Chart 7



Data Source: DCJS Pretrial Community Corrections (PTCC) Case Management System

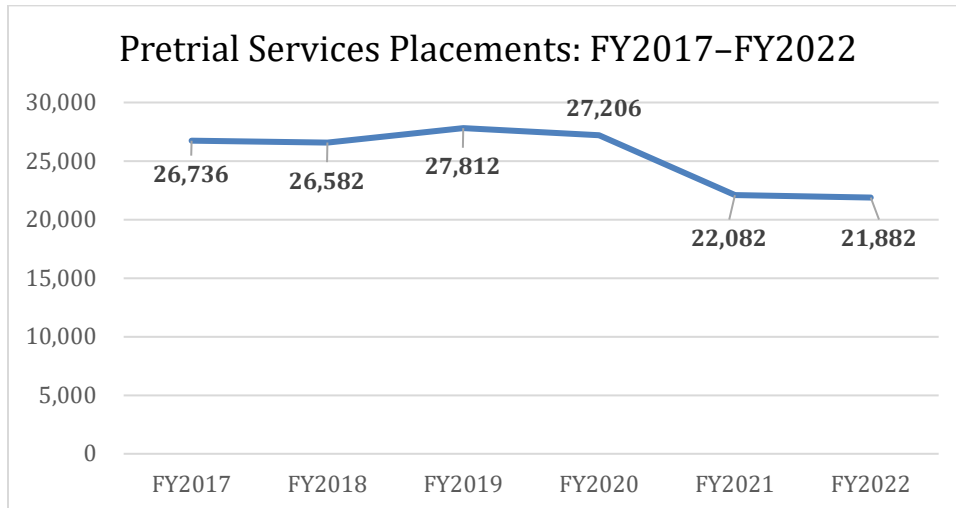
Pretrial Services Supervision Placements

Pretrial services agencies supervise and monitor the terms and conditions of pretrial release for individuals placed on pretrial supervision by a judicial officer. The types of conditions vary depending on what is ordered by a judicial officer, but may include conditions such as drug or alcohol testing.¹²

Pretrial supervision placements¹³ decreased from 22,082 in FY2021 to 21,882 in FY2022.

Chart 8 shows the pretrial supervision placement data for FY2017 to FY2022.

Chart 8

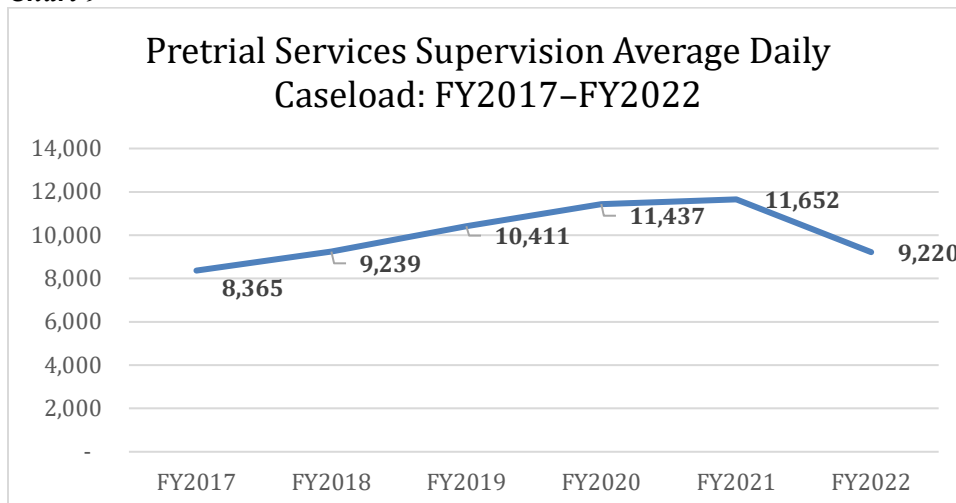


Data Source: DCJS Pretrial Community Corrections (PTCC) Case Management System

Pretrial Services Supervision Placements: Average Daily Caseload

Pretrial average daily caseload decreased from 11,652 in FY2021 to 9,220 in FY2022. Chart 9 shows the average daily caseload data for FY2017 to FY2022.

Chart 9



Data Source: DCJS Pretrial Community Corrections (PTCC) Case Management System

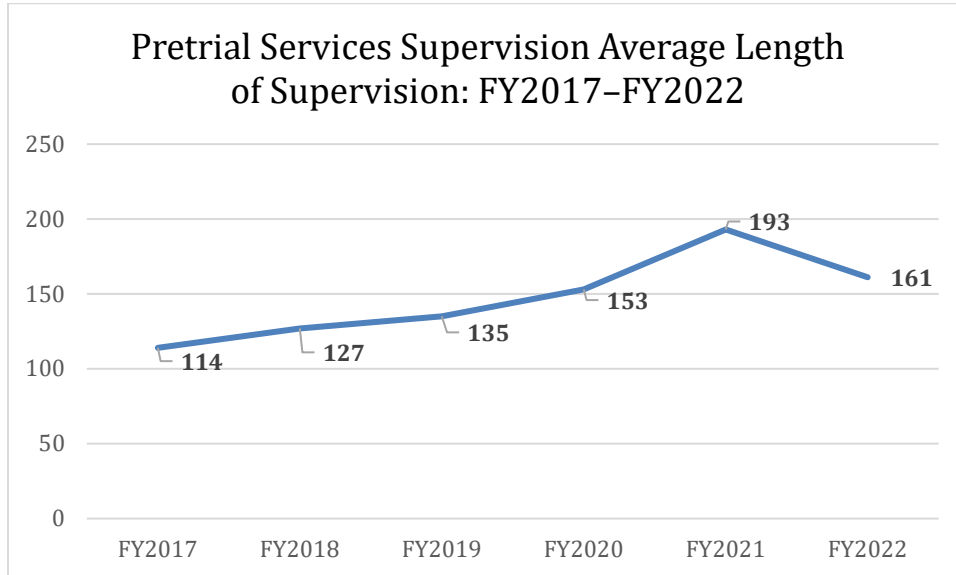
¹² Code of Virginia § 19.2-123(A)(3a).

¹³ The number of placements in this section is based on individuals and not court placements. One person can have multiple court placements.

Pretrial Services Supervision Placements: Average Length of Supervision

The average length of supervision for all placements under supervision decreased from 193 days in FY2021 to 161 days in FY2022. Chart 10 shows the average length of supervision for FY2017 to FY2022.

Chart 10

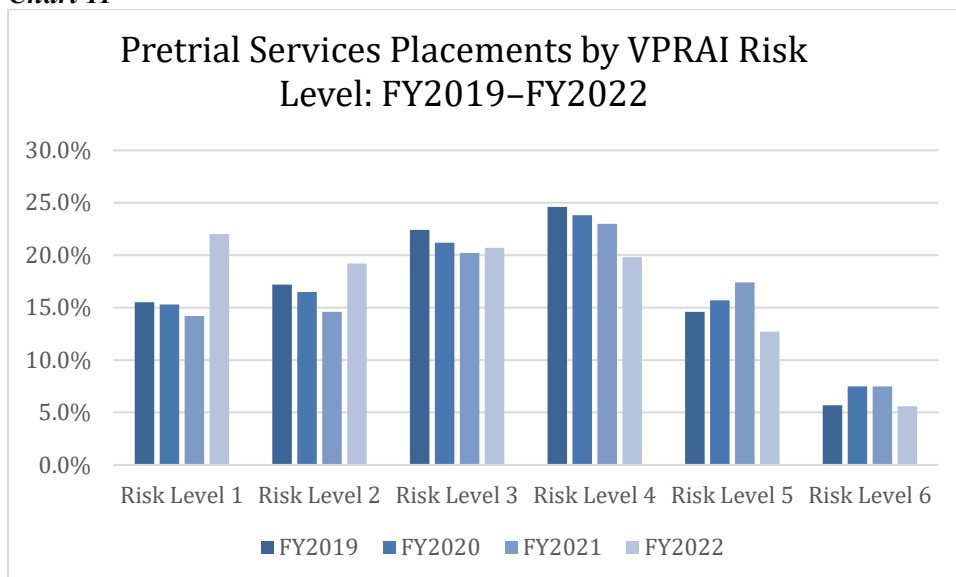


Data Source: DCJS Pretrial Community Corrections (PTCC) Case Management System

Pretrial Services Supervision Placements: Risk Level

Chart 11 shows the VPRAI risk distribution of court placements between FY2019 and FY2022. As previously noted, individuals assessed in risk level 1 have the lowest risk of pretrial failure and individuals assessed in risk level 6 have the highest risk of pretrial failure. In FY2022, a higher percentage of court placements were assessed at lower risk levels compared to previous years.

Chart 11

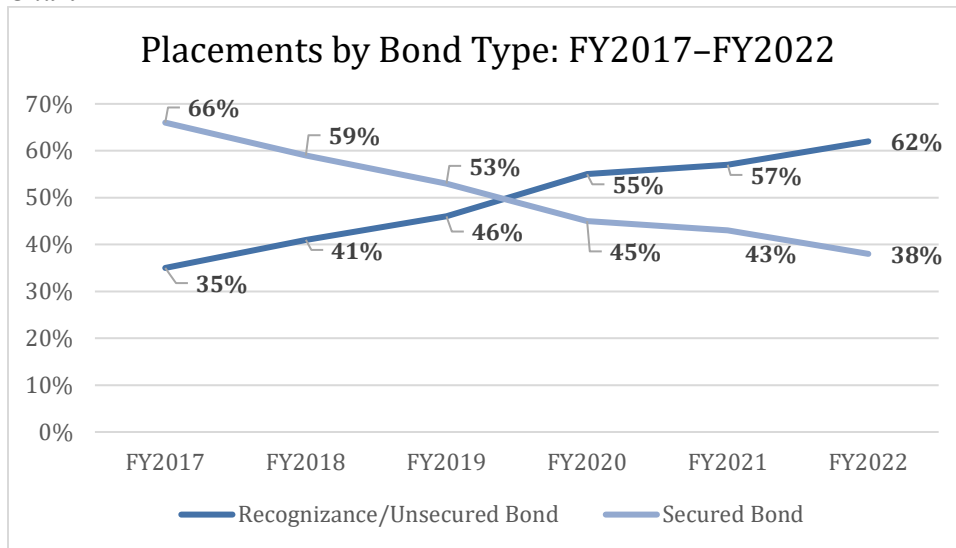


Data Source: DCJS Pretrial Community Corrections (PTCC) Case Management System

Pretrial Services Supervision Placements: Bond Type

The percentage of individuals placed on pretrial supervision with a recognizance or unsecured bond as a condition of bail has increased from 35% in FY2017 to 62% in FY2022. Chart 12 shows the trends of pretrial placement with recognizance and unsecured bonds compared to secured bond. The categories of recognizance and unsecured bond were combined since neither require the person to satisfy a financial condition before pretrial release.

Chart 12

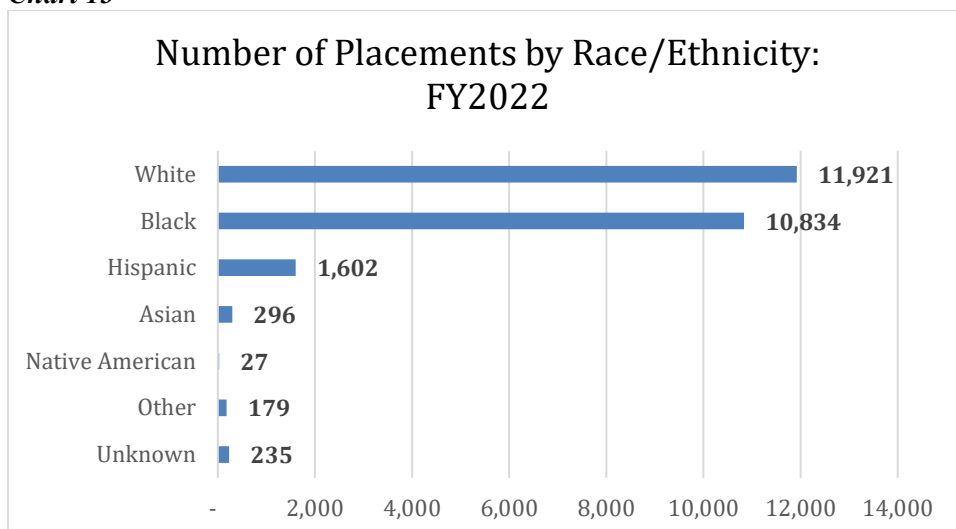


Data Source: DCJS Pretrial Community Corrections (PTCC) Case Management System

Pretrial Services Supervision Placements: Demographics by Race and Gender

In FY2022, of the 25,094¹⁴ court placements to pretrial supervision, 43% (10,834) were Black and 48% (11,921) were White. Chart 13 shows the numbers of pretrial services placements by race and ethnicity.

Chart 13



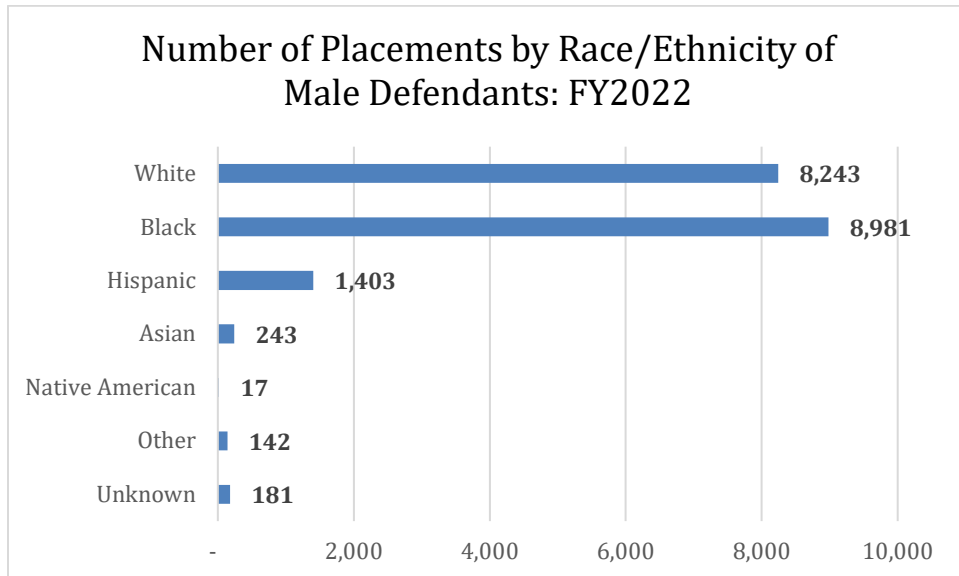
Data Source: DCJS Pretrial Community Corrections (PTCC) Case Management System

¹⁴ This number is counting all court placements and is not a person-based measure.

Of all the court placements to pretrial supervision in FY2022, 77% (19,210) were male and 23% (5,884) were female.

Of the 19,210 male court placements in FY2022, 47% (8,981) were Black and 43% (8,243) were White. Chart 14 shows the numbers of pretrial services placements by race and ethnicity of male defendants.

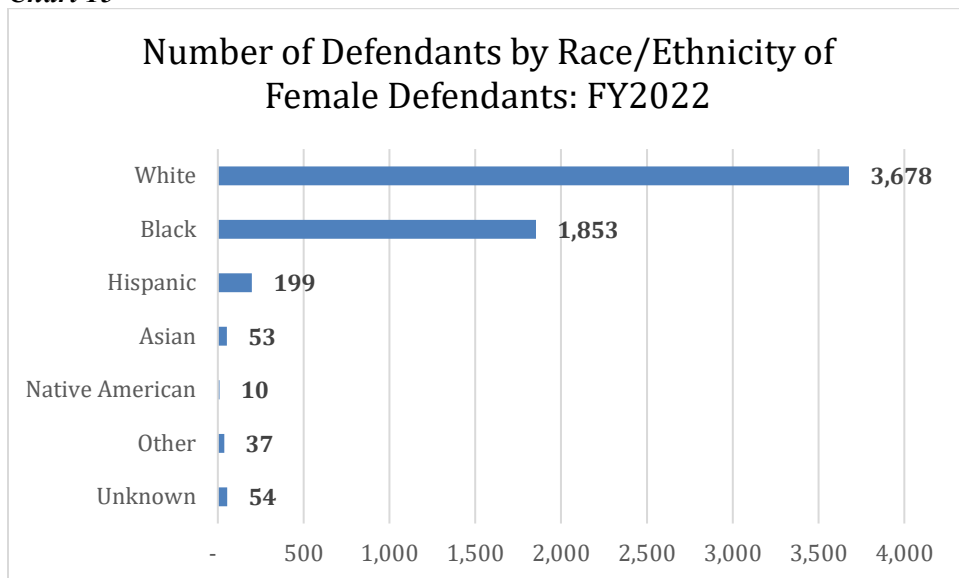
Chart 14



Data Source: DCJS Pretrial Community Corrections (PTCC) Case Management System

Of the 5,884 female court placements in FY2022, 31% (1,853) were Black and 63% (3,678) were White. Chart 15 shows the numbers of pretrial services placements by race and ethnicity of female defendants.

Chart 15



Data Source: DCJS Pretrial Community Corrections (PTCC) Case Management System

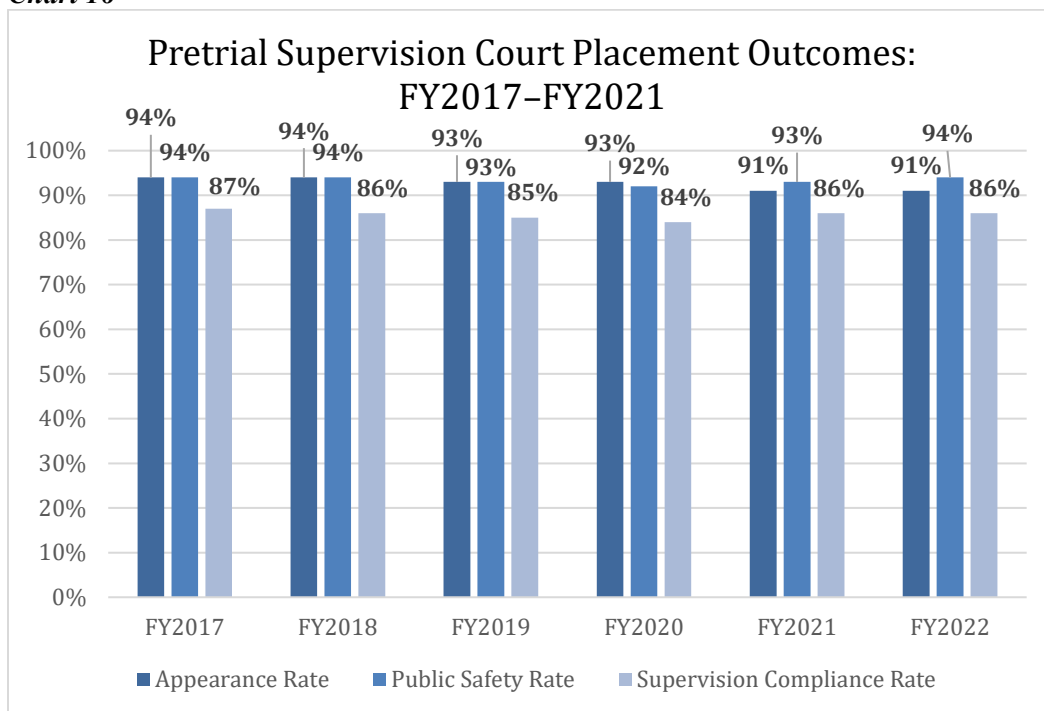
Pretrial Services Supervision Placements: Supervision Outcomes

There are three primary pretrial supervision outcome measures: appearance rate, public safety rate, and compliance rate.¹⁵

Appearance rate is the percentage of individuals that complete pretrial supervision who do not have a capias issued for failure to appear in court. Public safety rate is the percentage of individuals that complete pretrial supervision who do not have their bail revoked due to a new arrest. Compliance rate is the percentage of individuals that complete pretrial supervision who do not have their bail revoked due to a violation of conditions of pretrial release as ordered by a judicial officer.

Statewide in FY2022, local pretrial services agencies reported a 91% appearance rate, a 94% public safety rate, and an 86% supervision compliance rate. Chart 16 shows the appearance, public safety, and supervision compliance rates for FY2017 to FY2022.

Chart 16



Data Source: DCJS Pretrial Community Corrections (PTCC) Case Management System

See Appendix B for the total number of investigations, supervision placements, average daily caseload, average length of supervision, appearance rates, public safety rates, and supervision compliance rates for all pretrial services agencies in Virginia for FY2022.

¹⁵ Virginia Department of Criminal Justice Services, *Measuring for Results: Performance and Outcome Measures*, National Center for State Courts, June 2014. www.dcjs.virginia.gov/sites/dcjs.virginia.gov/files/publications/corrections/virginia-pretrial-performance-measures.pdf

Pretrial Services Agency Compliance

In accordance with § 19.2-152.3 of the *Code of Virginia*, DCJS prescribes “standards for development, implementation, operation and evaluation of” pretrial services. In 2017, DCJS issued updated Minimum Standards for Pretrial Services. In addition to the requirements in the Minimum Standards for Pretrial Services, agencies are required to adhere to the grant guideline conditions, to submit standard operating procedures, and to report quarterly program progress to DCJS.

The Pretrial Services Act requires DCJS to “annually review each agency ... to determine compliance with the submitted plan and operating standards.”¹⁶ During FY2022, DCJS staff reviewed the activities and data reported in the quarterly reports and provided technical assistance as needed.

All of the pretrial services agencies complied with the terms and conditions of the FY2022 grant award.

DCJS is providing technical assistance to the Alexandria Criminal Justice Agency to address data entry in regard to case closures. Failure to close cases in a timely manner grossly inflated their average length of supervision. As a result, the average daily caseload for the Alexandria Criminal Justice Agency was also grossly inflated. DCJS adjusted their average daily caseload based on the average case processing time. Cases will be updated and accurately reflected in FY2023. In addition, DCJS has requested the Alexandria Criminal Justice Agency examine their public safety rate. Their public safety rate is substantially lower than the state average. A compliance plan will be required if improvements are not achieved.

Some local pretrial services agencies are still not able to access local or regional jails to complete pretrial investigations due to ongoing COVID-19 restrictions. DCJS granted an extenuating circumstances variance at the onset of the COVID-19 pandemic. Now that business is resuming to normal pre-pandemic operations, DCJS will require all local pretrial services agencies to complete pretrial investigations. Any agency unable to complete pretrial investigations will be required to submit a variance request, signed by the County Administrator/City Manager and the Community Criminal Justice Board Chair. DCJS will consider variance requests on a case-by-case basis.

¹⁶ *Code of Virginia* § 19.2-152.7

Appendix A: Pretrial Services Agency Funding

| Agency (Localities Served) | Personnel | | Administrative/ Operational | | Total State | Total Local |
|--|-----------|-------------|--------------------------------|----------|-------------|-------------|
| | State | Local | State | Local | | |
| Accomack/Northampton Community Corrections (Accomack, Northampton) | \$145,000 | \$0 | \$61,111 | \$9,522 | \$206,111 | \$9,522 |
| Alexandria Criminal Justice Services (City of Alexandria) | \$235,573 | \$87,225 | \$25,702 | \$0 | \$261,275 | \$87,225 |
| Arlington County Sheriff's Office (Arlington County, City of Falls Church) | \$243,797 | \$478,242 | \$14,945 | \$50,094 | \$258,742 | \$528,336 |
| Blue Ridge Court Services (Augusta Highland, and Rockbridge Counties, City of Buena Vista, Lexington, Staunton and Waynesboro) | \$402,176 | \$70,810 | \$36,115 | \$38,327 | \$438,291 | \$109,137 |
| Chesapeake Community Corrections (City of Chesapeake) | \$342,022 | \$0 | \$8,750 | \$0 | \$350,772 | \$0 |
| Chesterfield/Colonial Heights Community Corrections Services (Chesterfield County, City of Colonial Heights) | \$484,516 | \$480,314 | \$23,259 | \$13,280 | \$507,775 | \$493,594 |
| Colonial Community Corrections (Charles City, James City, New Kent, and York Counties, Cities of Poquoson and Williamsburg.) | \$248,093 | \$84,879 | \$4,513 | \$46,244 | \$252,606 | \$131,123 |
| Court Community Corrections (Cities of Salem and Roanoke, Roanoke County) | \$279,805 | \$24,000 | \$50,612 | \$60,135 | \$330,417 | \$84,135 |
| Culpeper County Criminal Justice Services (Culpeper County) | \$202,225 | \$71,232 | \$90 | \$86,356 | \$202,315 | \$157,588 |
| Fairfax County General District Court – Court Services Division, Community Corrections and Pretrial Services Program (Fairfax County, City of Fairfax) | \$440,603 | \$1,842,841 | \$64,332 | \$56,000 | \$504,935 | \$1,898,841 |

| Agency (Localities Served) | Personnel | | Administrative/ Operational | | Total State | Total Local |
|--|-----------|-----------|--------------------------------|----------|-------------|-------------|
| | State | Local | State | Local | | |
| Fauquier County Office of Adult Court Services (Fauquier and Rappahannock Counties) | \$184,404 | \$157,351 | \$28,694 | \$0 | \$213,098 | \$157,351 |
| Halifax/Pittsylvania Court Services (Franklin, Halifax, Henry, Patrick, and Pittsylvania Counties, Cities of Danville and Martinsville) | \$458,799 | \$0 | \$132,338 | \$0 | \$591,137 | \$0 |
| Hampton/Newport News Criminal Justice Agency (Cities of Hampton and Newport News) | \$790,212 | \$185,119 | \$53,595 | \$25,327 | \$843,807 | \$210,446 |
| Hanover Community Corrections (Caroline and Hanover Counties) | \$196,665 | \$41,500 | \$1,615 | \$400 | \$198,280 | \$41,900 |
| Henrico County Community Corrections Program (Henrico County) | \$718,627 | \$307,027 | \$6,580 | \$21,290 | \$725,207 | \$329,027 |
| Loudoun County Community Corrections (Loudoun County) | \$318,285 | \$740,903 | \$4,299 | \$20,073 | \$322,584 | \$760,976 |
| Lynchburg Community Corrections and Pretrial Services (Amherst, Bedford, and Campbell Counties, City of Lynchburg) | \$435,616 | \$0 | \$39,286 | \$54,691 | \$474,902 | \$54,691 |
| Middle Peninsula Local Probation and Pretrial Services (Essex, Gloucester, King and Queen, King William, Mathews, and Middlesex Counties) | \$192,270 | \$74,737 | \$5,077 | \$10,120 | \$197,347 | \$84,857 |
| New River Community Corrections and Pretrial Services (Bland, Carrol, Floyd, Giles, Grayson, Montgomery, Pulaski, and Wythe Counties, Cities of Galax and Radford) | \$270,111 | \$0 | \$66,280 | \$0 | \$336,391 | \$0 |
| Norfolk Criminal Justice Services (City of Norfolk) | \$624,996 | \$23,620 | \$75,903 | \$19,894 | \$700,899 | \$43,514 |

| Agency (Localities Served) | Personnel | | Administrative/ Operational | | Total State | Total Local |
|---|-----------|-------------|--------------------------------|-----------|-------------|-------------|
| | State | Local | State | Local | | |
| Northern Neck Community Based Probation and Pretrial Services (Lancaster, Northumberland, Richmond, and Westmoreland Counties) | \$82,777 | \$0 | \$5,496 | \$0 | \$88,273 | \$0 |
| OAR/Jefferson Area Community Corrections (Albemarle, Fluvanna, Greene, Louisa, Madison, Nelson, and Orange Counties, City of Charlottesville) | \$466,027 | \$42,863 | \$54,146 | \$36,939 | \$520,173 | \$79,802 |
| Old Dominion Court Services Pretrial and Local Probation (Clarke, Frederick, Page, Shenandoah, and Warren Counties, City of Winchester) | \$490,779 | \$208,570 | \$32,228 | \$12,705 | \$523,007 | \$221,275 |
| Petersburg Community Corrections (Dinwiddie County and the City of Petersburg) | \$295,215 | \$48,172 | \$27,927 | \$0 | \$323,142 | \$48,172 |
| Piedmont Court Services (Prince Edward County) | \$121,727 | \$0 | \$38,861 | \$13,241 | \$160,588 | \$13,241 |
| Piedmont Court Services – Mecklenburg (Mecklenburg County) | \$133,654 | \$0 | \$12,283 | \$0 | \$145,937 | \$0 |
| Portsmouth Community Corrections and Pretrial Services (City of Portsmouth) | \$323,610 | \$0 | \$41,313 | \$0 | \$364,923 | \$0 |
| Prince William Office of Criminal Justice Services (Prince William County, Cities of Manassas and Manassas Park) | \$537,612 | \$2,244,081 | \$72,043 | \$118,520 | \$609,655 | \$2,362,601 |
| Rappahannock Regional Jail (King George, Spotsylvania, and Stafford Counties, City of Fredericksburg) | \$542,307 | \$481,490 | \$5,470 | \$52,095 | \$547,777 | \$533,585 |
| Richmond Department of Justice Services, Division of Adult Programs (City of Richmond) | \$717,603 | \$678,389 | \$37,849 | \$82,946 | \$755,452 | \$761,335 |
| Riverside Criminal Justice Agency (Prince George and Surry Counties, City of Hopewell) | \$284,090 | \$137,861 | \$8,620 | \$14,540 | \$292,710 | \$152,401 |

| Agency (Localities Served) | Personnel | | Administrative/ Operational | | Total State | Total Local |
|---|---------------------|--------------------|--------------------------------|--------------------|---------------------|---------------------|
| | State | Local | State | Local | | |
| Rockingham-Harrisonburg Court Services Unit (Rockingham County, City of Harrisonburg) | \$195,140 | \$134,537 | \$24,013 | \$0 | \$219,153 | \$134,537 |
| Southside Virginia Community Corrections (Brunswick, Greenville, and Sussex Counties, City of Emporia) | \$168,436 | \$0 | \$9,110 | \$25,055 | \$177,545 | \$25,055 |
| Southwest Virginia Community Corrections (Buchanan, Dickenson, Lee, Russell, Scott, Smyth, Tazewell, Washington, and Wise Counties, Cities of Bristol and Norton) | \$620,648 | \$168,509 | \$44,984 | \$80,000 | \$658,930 | \$248,509 |
| Virginia Beach Office of Community Corrections and Pretrial Services (City of Virginia Beach) | \$560,837 | \$94,233 | \$20,149 | \$144,966 | \$580,986 | \$239,199 |
| Total | \$12,754,256 | \$8,908,506 | \$1,137,587 | \$1,092,760 | \$13,885,142 | \$10,001,975 |

Appendix B: Pretrial Services Agency Data Summary

| Agency (Localities Served) | Investigations ¹⁷ | Supervision Placements | Average Daily Caseload | Average Length of Supervision (Days) | Appearance Rates | Public Safety Rates | Compliance Rate |
|--|------------------------------|---------------------------|------------------------------|---|---------------------|---------------------------|--------------------|
| Accomack/Northampton Community Corrections (Accomack, Northampton) | 5 | 147 | 98 | 243 | 98% | 97% | 93% |
| Alexandria Criminal Justice Services (City of Alexandria) | 355 | 186 | 50 ¹⁸ | 914 ¹⁹ | 90% | 71% | 70% |
| Arlington County Sheriff's Office (Arlington County, City of Falls Church) | 1,291 | 646 | 217 | 122 | 90% | 97% | 82% |
| Blue Ridge Court Services (Augusta Highland, and Rockbridge Counties, City of Buena Vista, Lexington, Staunton and Waynesboro) | 1,113 | 544 | 283 | 190 | 97% | 93% | 88% |
| Chesapeake Community Corrections (City of Chesapeake) | 8 | 396 | 244 | 225 | 94% | 92% | 81% |
| Chesterfield/Colonial Heights Community Corrections Services (Chesterfield County, City of Colonial Heights) | 1,246 | 1,353 | 459 | 124 | 91% | 96% | 84% |
| Colonial Community Corrections (Charles City, James City, New Kent, and York Counties, Cities of Poquoson and Williamsburg.) | 594 | 543 | 149 | 100 | 94% | 97% | 95% |

¹⁷ Accomack/Northampton Community Corrections, Chesapeake Community Corrections, Culpeper County Criminal Justice Services, Halifax/Pittsylvania Court Services, New River Community Corrections and Pretrial Services, OAR/Jefferson Area Community Corrections (Central Virginia Regional Jail), Southwest Virginia Community Corrections, and Virginia Beach Office of Community Corrections and Pretrial Services all experienced limited or no access to the jail they serve.

¹⁸ The average daily caseload is adjusted due to the data entry issues related to the average length of stay reported by the agency.

¹⁹ The average length of stay for Alexandria is high due to data entry issues at the local agency level. The local agency is in the process of updating records, but not updated in time for this report.

| Agency (Localities Served) | Investigations¹⁷ | Supervision Placements | Average Daily Caseload | Average Length of Supervision (Days) | Appearance Rates | Public Safety Rates | Compliance Rate |
|---|------------------------------------|-----------------------------------|---------------------------------------|---|-----------------------------|------------------------------------|----------------------------|
| Court Community Corrections <i>(Cities of Salem and Roanoke, Roanoke County)</i> | 293 | 423 | 102 | 88 | 88% | 97% | 88% |
| Culpeper County Criminal Justice Services <i>(Culpeper County)</i> | 18 | 228 | 107 | 171 | 99% | 98% | 97% |
| Fairfax County General District Court – Court Services Division, Community Corrections and Pretrial Services Program <i>(Fairfax County, City of Fairfax)</i> | 4,423 | 1,928 | 894 | 169 | 83% | 95% | 92% |
| Fauquier County Office of Adult Court Services <i>(Fauquier and Rappahannock Counties)</i> | 326 | 313 | 132 | 154 | 99% | 93% | 92% |
| Halifax/Pittsylvania Court Services <i>(Franklin, Halifax, Henry, Patrick, and Pittsylvania Counties, Cities of Danville and Martinsville)</i> | 0 | 488 | 208 | 156 | 96% | 91% | 78% |
| Hampton/Newport News Criminal Justice Agency <i>(Cities of Hampton and Newport News)</i> | 131 | 1,163 | 550 | 173 | 88% | 98% | 88% |
| Hanover Community Corrections <i>(Caroline and Hanover Counties)</i> | 986 | 405 | 100 | 90 | 96% | 90% | 76% |
| Henrico County Community Corrections Program <i>(Henrico County)</i> | 110 | 1,457 | 470 | 118 | 89% | 95% | 82% |
| Loudoun County Community Corrections <i>(Loudoun County)</i> | 1,082 | 852 | 284 | 122 | 97% | 96% | 91% |
| Lynchburg Community Corrections and Pretrial Services <i>(Amherst, Bedford, and Campbell Counties, City of Lynchburg)</i> | 1,496 | 579 | 345 | 217 | 95% | 95% | 98% |

| Agency (Localities Served) | Investigations¹⁷ | Supervision Placements | Average Daily Caseload | Average Length of Supervision (Days) | Appearance Rates | Public Safety Rates | Compliance Rate |
|---|------------------------------------|-----------------------------------|---------------------------------------|---|-----------------------------|------------------------------------|----------------------------|
| Middle Peninsula Local Probation and Pretrial Services <i>(Essex, Gloucester, King And Queen, King William, Mathews, and Middlesex Counties)</i> | 482 | 360 | 123 | 125 | 93% | 92% | 74% |
| New River Community Corrections and Pretrial Services <i>(Bland, Carrol, Floyd, Giles, Grayson, Montgomery, Pulaski, and Wythe Counties, Cities of Galax and Radford)</i> | 0 | 360 | 250 | 254 | 99% | 97% | 95% |
| Norfolk Criminal Justice Services <i>(City of Norfolk)</i> | 1,401 | 858 | 416 | 177 | 90% | 94% | 87% |
| Northern Neck Community Based Probation and Pretrial Services <i>(Lancaster, Northumberland, Richmond, and Westmoreland Counties)</i> | 182 | 150 | 71 | 174 | 94% | 93% | 81% |
| Oar/Jefferson Area Community Corrections <i>(Albemarle and Nelson Counties, City of Charlottesville)</i> | 238 | 259 | 91 | 128 | 99% | 99% | 99% |
| Oar/Jefferson Area Community Corrections (Central Virginia Regional Jail)²⁰ <i>(Fluvanna, Greene, Louisa, Madison, and Orange Counties)</i> | 89 | 349 | 165 | 173 | 95% | 89% | 93% |

²⁰ OAR/Jefferson Area Community Corrections provides pretrial services to the Albemarle-Charlottesville Regional Jail and the Central Virginia Regional Jail. The data is collected separately because the Special Session 1, Appropriations Act (Item 406 D.1) has a specific line item for the pretrial services for Central Virginia Regional Jail.

| Agency <i>(Localities Served)</i> | Investigations¹⁷ | Supervision Placements | Average Daily Caseload | Average Length of Supervision (Days) | Appearance Rates | Public Safety Rates | Compliance Rate |
|--|------------------------------------|-------------------------------|-------------------------------|---|-------------------------|----------------------------|------------------------|
| Old Dominion Court Services Pretrial and Local Probation <i>(Clarke, Frederick, Page, Shenandoah, and Warren Counties, City of Winchester)</i> | 979 | 544 | 218 | 146 | 83% | 92% | 87% |
| Petersburg Community Corrections <i>(Dinwiddie County and the City of Petersburg)</i> | 316 | 195 | 76 | 143 | 96% | 89% | 88% |
| Piedmont Court Services <i>(Prince Edward County)</i> | 119 | 34 | 10 | 105 | 96% | 89% | 88% |
| Piedmont Court Services – Mecklenburg <i>(Mecklenburg County)</i> | 103 | 101 | 49 | 179 | 96% | 83% | 85% |
| Portsmouth Community Corrections and Pretrial Services <i>(City of Portsmouth)</i> | 544 | 267 | 100 | 137 | 92% | 91% | 89% |
| Prince William Office of Criminal Justice Services <i>(Prince William County, Cities of Manassas and Manassas Park)</i> | 2,558 | 1,288 | 605 | 171 | 88% | 93% | 86% |
| Rappahannock Regional Jail <i>(King George, Spotsylvania, and Stafford Counties, City of Fredericksburg)</i> | 3,387 | 1,272 | 495 | 142 | 90% | 90% | 79% |
| Richmond Department of Justice Services, Division of Adult Programs <i>(City of Richmond)</i> | 1,294 | 1,205 | 508 | 154 | 95% | 95% | 85% |
| Riverside Criminal Justice Agency <i>(Prince George and Surry Counties, City of Hopewell,)</i> | 476 | 330 | 127 | 141 | 82% | 91% | 77% |
| Rockingham-Harrisonburg Court Services Unit <i>(Rockingham County, City of Harrisonburg)</i> | 205 | 390 | 265 | 248 | 90% | 86% | 82% |

| Agency (Localities Served) | Investigations¹⁷ | Supervision Placements | Average Daily Caseload | Average Length of Supervision (Days) | Appearance Rates | Public Safety Rates | Compliance Rate |
|--|------------------------------------|-----------------------------------|---------------------------------------|---|-----------------------------|------------------------------------|----------------------------|
| Southside Virginia Community Corrections <i>(Brunswick, Greensville, and Sussex Counties, City of Emporia)</i> | 126 | 79 | 39 | 181 | 98% | 97% | 80% |
| Southwest Virginia Community Corrections <i>(Buchanan, Dickenson, Lee, Russell, Scott, Smyth, Tazewell, Washington, and Wise Counties, Cities of Bristol and Norton)</i> | 41 | 788 | 407 | 188 | 92% | 92% | 71% |
| Virginia Beach Office of Community Corrections and Pretrial Services <i>(City of Virginia Beach)</i> | 276 | 1,402 | 512 | 133 | 94% | 96% | 94% |
| Total | 26,293 | 21,882 | 9,219 | 161 | 91% | 94% | 86% |